




BLACK COLLEGE NATIONAL CHAMPIONS • 1953 • '54 • '58 • '63 • '64  
 SWAC CHAMPIONS • 1931 • '33 • '51 • '52 • '53 • '54 • '58 • '60 • '63 • '64 • '09


# PRAIRIE VIEW A&M UNIVERSITY SPORTS INFORMATION


PO Box 519 Mail Stop 1500 | Prairie View, Texas 77446


 Sunday, Aug. 31 • 4 p.m.  
**@ TEXAS SOUTHERN**  
*NRG Stadium, Houston, Texas*


 Saturday, Sept. 13 • 6 p.m.  
**@ McNEESE STATE**  
*Cowboy Stadium, Lake Charles, La.*

 Saturday, Sept. 20 • 6 p.m.  
**SOUTHERN**  
*Blackshear Field, Prairie View, Texas*


 Saturday, Sept. 27 • 4 p.m.  
**vs. GRAMLING**  
*The Cotton Bowl, Dallas, Texas*


 Saturday, Oct. 4 • 6 p.m.  
**@ JACKSON STATE**  
*Veterans Memorial Stadium, Jackson, Miss.*

 Saturday, Oct. 11 • 2 p.m.  
**ALABAMA STATE**  
*Blackshear Field, Prairie View, Texas*

 Saturday, Oct. 18 • 2 p.m.  
**@ MISSISSIPPI VALLEY**  
*Rice-Totten Stadium, Itta Bena, Miss.*

 Saturday, Oct. 25 • 1 p.m.  
**ALCORN STATE**  
*Blackshear Field, Prairie View, Texas*

 Saturday, Nov. 8 • 2:30 p.m.  
**@ ARKANSAS-PB**  
*Golden Lion Stadium, Pine Bluff, Ark.*

 Saturday, Nov. 15 • 1 p.m.  
**@ ALABAMA A&M**  
*Lewis Crews Stadium, Huntsville, Ala.*

## FOLLOW THE PANTHERS ON...

 **Twitter**  
 PVPantherAthletics

 **Facebook**  
 Prairie View A&M Athletics

 **Instagram**  
 PVPantherAthletics

## Prairie View A&M Kicks Off 2014 Season On Sunday

*Panthers face Texas Southern in 30th edition of Labor Day Classic at NRG Stadium*

### PRAIRIE VIEW A&M QUICK HITS

#### MEDIA

**RADIO:** KPVM 91.3 FM  
**PxP:** Leonard Moon, Jerrel Moore  
**Press Box #:** (936) 261-9673  
**SID:** Ryan McGinty (rjmcginty@pvamu.edu)

#### INTERNET/TV

**VIDEO:** Panthervision  
**TV:** n/a  
**KPVM Audio:** www.pvamu.edu/kpvm

#### SERIES HISTORY

**All-Time:** TSU leads 41-26-1  
**Labor Day Classic:** TSU leads 19-9  
**Last PV Win:** 37-13, 2013  
**Last TSU Win:** 44-41, 2012  
**Current Win Streak:** PVAMU, 1  
**Biggest Margin of Victory (PVAMU):** 44-6, 1963  
**Biggest Margin of Victory (TSU):** 51-0, 1984  
**Longest Winning Streak (PVAMU):** 5 (2007-11)  
**Longest Winning Streak (TSU):** 14 (1989-'03)

### THE COACHES

**Heishma Northern (Southern '96)**

**PV Record:** 14-20 (4th year)

**Overall:** 14-20 (4th year)

**Northern vs. TSU:** 2-1



**Darrell Asberry (Jackson State '94)**

**TSU Record:** 4-18 (3rd year)

**Overall:** 44-43 (9th year)

**Asberry vs. PVAMU:** 1-1

### THE GAME



## TEXAS SOUTHERN vs. PRAIRIE VIEW A&M

**Sunday, Aug. 31 • 4:00 p.m.**

**NRG Stadium • Houston, Texas**

The 2014 season kicks off this Sunday as the Prairie View A&M Panthers battle longtime rival Texas Southern in the 30th edition of the Labor Day Classic at NRG Stadium. Kickoff is set for 4 p.m.

Expectations are higher than ever as the Panthers return the bulk of an offensive unit which shattered more than 20 records in 2013. The Panthers, picked second in the SWAC West Preseason poll, return a seasoned unit offensively and should pick up where they left off last season under fourth-year coordinator **Mark Orlando**.

Defensively, the team is looking to improve on last season's disappointing outcome. With the departure of the previous coordinator for a position in the Football Bowl Subdivision ranks, fourth-year head



## 2014 PRAIRIE VIEW A&M FOOTBALL • TEXAS SOUTHERN GAME NOTES

Sunday, August 31 • 4:00 p.m. • NRG Stadium • Houston, Texas

<b>OFFICE OF SPORTS INFORMATION</b>
Ryan McGinty - SID* E-mail: rjmcginty@pvamu.edu
TBA - Assistant SID E-mail:
<i>*denotes main football contact</i>
Office Phone: (936) 261-9140/9106 Office FAX: (936) 261-9159
<b>MAILING ADDRESS</b>
Prairie View A&M University Department of Athletics PO Box 519 Mail Stop 1500 Prairie View, Texas 77446
<b>INTERNET ACCESS</b>
For the latest in the Prairie View A&M University Department of Athletics, please view <a href="http://www.PVPanthers.com">www.PVPanthers.com</a> . The site features up-to-date team news, statistics, rosters, depth charts in addition to links of interest.
<b>SWAC TELECONFERENCE</b>
This call is available to media each Monday. To receive information on how to call-in, contact the SWAC Office at 205-241-3468 or e-mail <a href="mailto:j.jones@swac.org">j.jones@swac.org</a> .
The schedule is as follows:
10:00 -- SWAC News
10:05 -- James Spady, AAMU
10:15 -- Reggie Barlow, Alabama State
10:25 -- Harold Jackson, Jackson State
10:35 -- Monte Coleman, Arkansas-PB
10:45 -- Broderick Fobbs, GSU
10:55 -- Jay Hopson, Alcorn State
11:05 -- Rick Comegy, MVSU
<b>11:15 -- Heishma Northern, PVAMU</b>
11:25 -- Dawson Odums, Southern
11:35 -- Darrell Asberry, TSU
12:00 -- SIGN-OFF

<b>PANTHER GAME WEEK AVAILABILITY</b>				
<b>Monday</b> Heishma Northern on SWAC Conference Call (11:15 a.m.)	<b>Tuesday</b> Players and coaches available for post-practice interviews. (4:00 p.m.)	<b>Wednesday</b> Players and coaches available for post-practice interviews. (4:00 p.m.)	<b>Thursday</b> Call SID Office on Wednesday to arrange	<b>Friday</b> Depends on team travel plans

coach **Heishma Northern** brought in well-respected defensive coordinator **Cliff Yoshida** for an overhaul. Yoshida is known in the SWAC for championship level defensive units as he has a total of three SWAC Championships in his six years of coordinating in the SWAC.

<b>THE COACHES</b>		
<b>Northern.....Asberry</b>		
14	<b>Wins</b>	44
20	<b>Losses</b>	43
—	<b>BCF Titles</b>	—
—	<b>League Titles</b>	3

This year's Labor Day Classic marks the 30th anniversary of the Houston area showdown and will be played on a Sunday for the second time in four seasons and third time in series history.

### **ABOUT THE TEXAS SOUTHERN TIGERS**

Led by third-year head coach **Darrell Asberry**, Texas Southern returns several key players on both sides of the ball as they've shown steady improvement over the past two seasons.

The Tigers return 10 offensive starters and nine defensive starters from last season's team in addition to some key newcomers on both sides of the ball. Offensively, quarterback **Homer Causey** will be expected to guide the team as he threw for 1,459 yards and five touchdowns while also rushing for 694 yards and six scores.

Defensive end **Amir Bloom** is the top returning defender with 13.5 tackles for loss in 2013 and eight sacks.

TSU was picked to finish fourth in the SWAC West this fall.



## 2014 PRAIRIE VIEW A&M FOOTBALL • TEXAS SOUTHERN GAME NOTES

Sunday, August 31 • 4:00 p.m. • NRG Stadium • Houston, Texas

### PRAIRIE VIEW A&M

Location:.....Prairie View, Texas  
 Founded:.....1876  
 Enrollment:.....8,900  
 Affiliation:.....NCAA I  
 Conference:.....SWAC  
 Nickname:.....Panthers  
 School Colors:.....Purple and Gold  
 Stadium:.....Blackshear (6,000)  
 Surface:.....Natural Grass  
 President:.....Dr. George C. Wright  
 Ath. Director:.....Ashley Robinson  
 SWA:.....Alicia Pete

### HISTORY

First Year of Football:.....1907  
 Black College Titles:.....5  
 SWAC Titles:.....11  
 Post-Season Record:.....1-1

### COACHING STAFF

<b>Heishma Northern</b>	4th season Head Coach
<b>Prince Pearson</b>	11th season Assistant HC / Offensive Line
<b>Mark Orlando</b>	4th season Offensive Coordinator/Quarterbacks
<b>Cliff Yoshida</b>	1st season Defensive Coordinator
<b>Raasaan Haralson</b>	5th season Cornerbacks
<b>Bubba McDowell</b>	4th season Cornerbacks
<b>Harry Williams</b>	4th season Wide Receivers
<b>Gabe Northern</b>	3rd season Defensive Consultant
<b>Clyde Edwards</b>	2nd season Running Backs
<b>Earl Cochran</b>	1st season Defensive Line
<b>Patrick Browning</b>	1st season Quality Control
<b>K.J. Black</b>	2nd season Graduate Assistant/Tight Ends
<b>Anthony Nunley</b>	2nd season Defensive Graduate Assistant

### THE SWAC

Jennifer Jones • Media Relations  
 www.SWAC.org • (205) 241-3468

### LAST TIME THEY MET

Prairie View A&M 37  
 Texas Southern 13  
 Aug. 31, 2013  
 BBVA Compass Stadium  
 Houston, Texas

Prairie View A&M opened the season with a 37-13 victory over Texas Southern on Saturday night.

The Panthers broke open a close game with 17 unanswered points in the second half. Prairie View led 13-10 after the first quarter, but shut down the Tigers in the second half of the Southwestern Athletic Conference matchup.

It was a rough start to the season in conference play for Texas Southern, which won the SWAC title in 2010.

This year's blowout was a stark contrast to last year's contest between the two teams.

Texas Southern won last year's contest in the closing seconds of regulation.

Prairie View had tied the score at 41 with 1:16 remaining, but the Tigers still prevailed. Texas Southern leads the series 19-9. The Tigers were looking for their second straight win against the Panthers in the 29th Labor Day Classic.

### LABOR DAY CLASSIC HISTORY

The annual Labor Day Classic enters its 30th year and features Southwestern Athletic Conference rivals Prairie View A&M University and Texas Southern University. Outside of the annual gridiron match-up between both institutions, the classic has also become an anticipated event as bragging rights are on the line for families, the marching bands and cheerleaders on Labor Day Weekend.

Moved to the beginning of the football season in 1985, the Labor Day Classic has had its share of memorable moments over the years as the contest has been played in several stadiums across the Houston area and featured a colorful bunch of players and coaches.

The first-ever Labor Day Classic was played in the Astrodome during the 1985 campaign and featured former TSU head coach **Johnnie Cole** throwing two touchdowns en route to Texas Southern capturing a 19-7 victory over the Panthers. Over 25,000 fans were present to witness the victory and the birth of Houston's most successful rivalry.

In 1986, Texas Southern claimed a 2-0 margin in the series as the Tigers staged a memorable comeback in the second half to defeat Prairie View on Labor Day night at the Astrodome.



## 2014 PRAIRIE VIEW A&M FOOTBALL • TEXAS SOUTHERN GAME NOTES

Sunday, August 31 • 4:00 p.m. • NRG Stadium • Houston, Texas

One year later, TSU once again came out on top as 19,500 fans made the trek to Robertson Stadium on the campus of the University of Houston in a 30-21 win.

Prairie View A&M made series history in 1988 as the **Haney Catchings**-led Panthers used a 23-yard field goal by **Jorge Medina** with 1:17 left to claim its first-ever win at Robertson Stadium by a score of 13-10. However, the excitement was short-lived as one year later, new TSU head coach **Walter Highsmith** arrived in Houston and dismantled the Panthers 45-7.

Beginning in 1990, the classic featured several new faces due to the disbanding of Prairie View A&M's football program. Texas Southern played host to Hampton University in 1990 and walked out of Robertson Stadium with a 28-16 victory. The following year, NAIA power Central State University traveled to Houston but the result was the same as TSU knocked off the defending NAIA Champions 19-10.

Prairie View, which reinstated football prior to the 1991 season, returned to TSU's schedule the following weekend on Sept. 7, 1991. Despite losing 23-6, the classic once again returned to normalcy as the Panthers featured a new head coach in Ron Beard. The 1992 edition featured future NFL Hall-of-Famer Michael Strahan suiting up in the classic for one final time. Strahan went out a winner as the Tigers easily disposed of the Panthers 35-0 at Rice Stadium.

While the head coaches and players changed on a consistent basis, one thing that remained constant throughout the 1990s and beginning part of the 2000s was Texas Southern's dominance in the classic series. After dropping the 1988 match-up to the Panthers, the Tigers reeled off 14 consecutive victories over the Panthers and held ground until the 2004 season when a changing of the guard occurred in both school's head coach positions.

In 2004, the weight of the classic was lifted off the backs of Prairie View A&M coaches, athletes and fans as first-year head coach Henry Frazier III and staff ushered in a new era with a 25-7 victory over TSU at Reliant Stadium. What made the victory even sweeter for Prairie View A&M at the time was the fact that then-first-year TSU head coach **Steve Wilson** served as Frazier's defensive coordinator at Bowie State University in 2003.

Due to Hurricane Katrina relief efforts at Reliant Park the week of the Labor Day Classic in 2005, the game was moved to Thanksgiving Weekend. For the second consecutive year and first time since 1964, Prairie View A&M had TSU's number as the Panthers defeated the Tigers in back-to-back seasons.

In 2006, the trophy returned to Houston as Wilson and staff defeated the Panthers in a defensive battle at Reliant Stadium. However, the victory was short-lived as Frazier and staff captured an easy 34-14 win over TSU before a nationally televised audience on ESPNU at Reliant Stadium in 2007.

After watching Prairie View turn the tide, Texas Southern stayed at home when it came time for a coaching change in 2007 and hired alumnus and former star quarterback **Johnnie Cole** to resurrect the Tigers. In addition to Cole's hire, TSU continued to add excitement leading up to the classic as



The 2000 Labor Day Classic was played at the Reliant Astrodome.



Prairie View A&M won its first Labor Day Classic since 1988 with a 25-7 win in 2004 at Reliant Stadium.



## 2014 PRAIRIE VIEW A&M FOOTBALL • TEXAS SOUTHERN GAME NOTES

Sunday, August 31 • 4:00 p.m. • NRG Stadium • Houston, Texas

### PVAMU RECORD

#### WHEN:

Overall Record	0-0
Day Games	0-0
Night Games	0-0
TV Games	0-0
ESPN3	0-0
ESPNU	0-0
COX Sports TV	0-0
Scoring First	0-0
Opponent Scoring First	0-0
Leading at the Half	0-0
Trailing at the Half	0-0
Tied at the Half	0-0
Leading after Third Qt.	0-0
Trailing after Third Qt.	0-0
Tied after Third Qt.	0-0
Overtime Games	0-0
Scoring less than 20 pts	0-0
Scoring 20+ points	0-0
Scoring 30+ Points	0-0
Allowing less than 20 points	0-0
Allowing 20+ points	0-0
Allowing 30+ points	0-0
Rushing for less than 100 yds	0-0
Rushing for over 100 yds	0-0
Rushing for 200+ yds	0-0
Passing for less than 200 yds	0-0
Passing for 200+ yds	0-0
Passing for 300+ yds	0-0
300+ yds of total offense	0-0
400+ yds of total offense	0-0
Allowing less than 100 yds rush	0-0
Allowing less than 300 yds off.	0-0
Allowing 300+ yds total offense	0-0
Having a 100-yd rusher	0-0
Opp. has a 100-yd rusher	0-0
No turnovers	0-0
Less than 3 turnovers	0-0
More than 30:00 of possession	0-0
Less than 30:00 of possession	0-0
Wearing White Jerseys	0-0
Wearing Black Jerseys	0-0
Wearing Grey Jerseys	0-0
Wearing Camouflage Jerseys	0-0
Wearing Purple Jerseys	0-0

they lured former PVAMU Director of Athletics **Charles McClelland** and several staff members to their campus along with former high school standout **Bobby Reid**. With an abundance of familiar faces and bold predictions, the 24th annual Labor Day Classic was primed to be one of the best yet.

On the field, Prairie View once again reigned supreme in 2008 as the Panthers jumped out to a big lead early on and cruised to their second consecutive win and fourth win in five years over TSU following a 34-14 win.

In 2009, the Panthers held TSU without an offensive touchdown for the first time ever in series history. The Panthers upped their streak to three straight wins over the Tigers and their fifth in sixth years over TSU following a 17-7 win. A year later in 2010, Prairie View upped their winning streak to four games over TSU following a 16-14 victory.

Due to Prairie View A&M accepting an invite to the annual ME-AC/SWAC Challenge in Orlando, Fla. on Labor Day of 2011, the classic was moved back one week which marked the first time since 1991 the game wasn't played on the holiday weekend.

Played at Delmar Stadium in Houston, the classic also featured new head coaches from both schools for the first time since 2004 in PV's **Heishma Northern** and TSU's **Kevin Ramsey**. TSU jumped out to an early lead but the Panthers rallied back in the second half and upped their streak to five wins via a late field goal en route to a 37-34 thriller.

In 2012, the classic returned to Reliant Stadium as TSU broke their five-game slide with a last-second field goal for a 44-41 win. The

### LDC HISTORY

YEAR	TEAM	SCORE	STADIUM
1985	TSU	19-7	Astrodome
1986	TSU	38-35	Astrodome
1987	TSU	30-21	Robertson
<b>1988</b>	<b>PV</b>	<b>13-10</b>	<b>Robertson</b>
1989	TSU	45-7	Robertson
1990*	TSU	28-16	Robertson
1991	TSU	23-6	Rice
1992	TSU	35-0	Rice
1993	TSU	38-8	Robertson
1994	TSU	20-13	Robertson
1995	TSU	50-8	Rice
1996	TSU	42-24	Astrodome
1997	TSU	32-16	Astrodome
1998	TSU	24-13	Astrodome
1999	TSU	34-0	Astrodome
2000	TSU	42-0	Astrodome
2001	TSU	17-0	Astrodome
2002	TSU	44-14	Astrodome
2003	TSU	42-3	Reliant
<b>2004</b>	<b>PV</b>	<b>25-7</b>	<b>Reliant</b>
<b>2005</b>	<b>PV</b>	<b>30-27</b>	<b>Reliant</b>
2006	TSU	17-14	Reliant
<b>2007</b>	<b>PV</b>	<b>34-14</b>	<b>Reliant</b>
<b>2008</b>	<b>PV</b>	<b>34-14</b>	<b>Reliant</b>
<b>2009</b>	<b>PV</b>	<b>17-7</b>	<b>Reliant</b>
<b>2010</b>	<b>PV</b>	<b>16-14</b>	<b>Reliant</b>
<b>2011</b>	<b>PV</b>	<b>37-34</b>	<b>Delmar</b>
2012	TSU	44-41	Reliant
<b>2013</b>	<b>PV</b>	<b>37-13</b>	<b>BBVA</b>

*\*TSU played Hampton, PV didn't field a team*





## 2014 PRAIRIE VIEW A&M FOOTBALL • TEXAS SOUTHERN GAME NOTES

Sunday, August 31 • 4:00 p.m. • NRG Stadium • Houston, Texas

---

win marked the first time since 2006 that TSU claimed a classic title in addition to a successful debut for then first-year head coach **Darryl Asberry** of TSU.

In 2013, the classic made history once again as it moved to BBVA Stadium in Downtown Houston. The Panthers reclaimed the Durley-Nicks Trophy with a 37-13 win.

### **THE LAST TIME**

Sunday's game marks the return of the classic to the friendly confines of NRG Stadium as last year's game was played outside at BBVA Stadium. Indoors, the Panthers hold a 6-18 mark against the Tigers since the game was coined Labor Day Classic while sporting a 3-7 outdoor mark against TSU.

Personnel wise, the classic is on stable ground as the game features the same head coaches for the third straight year. The last time this feat occurred was in 2010.

In addition, both teams were previously on a roll record-wise in terms of winning seasons until 2011 as this year marks the third time since 2007 and third consecutive season that both programs enter the classic with either a losing or non-winning record from the previous year.

### **BACK ON SUNDAY**

For the first time since 2010 and the third time since 1995, the Labor Day Classic will be played on a Sunday as the team's traditional Saturday date was not available at NRG Stadium.

While Sunday may seem odd for some, the LDC has been moved around in the past as the contest was played on Labor Day night back in the mid-80s.

### **HOMEBOYS**

Both school's head coaches hail from Baton Rouge, La. and have been lifelong friends as PVAMU head coach **Heishma Northern** and TSU's **Darryl Asberry** grew up around the corner from each other.

In addition to that, second-year TSU defensive coordinator **Michael Vite** coached Northern as a player at Southern while PVAMU offensive coordinator **Mark Orlando** and Vite were on the same staff at Southern University under Pete Richardson.

### **FAMILY RIVALRY**

Located less than an hour apart, PVAMU and TSU have shared many things over the years from ideas, concepts and employees.

It all started in April of 2008 as Texas Southern made several administrative changes in athletics as they lured former PVAMU athletic director **Charles McClelland** to their campus in the same capacity.

Once McClelland got to TSU, several PVAMU staff members rejoined him at TSU including equipment manager **Eddie Davis**, head baseball coach **Michael Robertson**, marketing director **Stefann Robinson** and SID **Andrew Roberts**. Eventually, PVAMU's public address announcer left while current head volleyball coach **Jocelyn Adams**, a PVAMU alumnus and former head volleyball coach at the school, left the high school ranks to rebuild the TSU program in 2011. In the spring of 2012, former PVAMU head women's basketball coach **Cynthia Cooper** returned to Houston and TSU after a stint at North Carolina-Wilmington. Although Cooper spent one season at TSU before departing for USC, the ties are still strong as new TSU head women's coach **Jhnetta Hayes-Perry** served as a graduate assistant at Prairie View A&M for two seasons.



**2014 PRAIRIE VIEW A&M FOOTBALL • TEXAS SOUTHERN GAME NOTES**  
**Sunday, August 31 • 4:00 p.m. • NRG Stadium • Houston, Texas**

---

On the Prairie View side, offensive line coach **Prince Pearson** spent four seasons at TSU from 2000 to 2003 before coming to Prairie View A&M in 2004. Offensive coordinator **Mark Orlando** and safeties coach **Bubba McDowell** also spent several years at TSU on its football coaching staff.

In other sports, PVAMU head men's and women's tennis coach **John Cochran** was a standout tennis player at TSU in the 1980s. Also, the Prairie View men's basketball staff has ties to TSU as assistant coach **Byron Smith** coached at TSU while equipment manager **Anthony Johnson** is a TSU graduate.

## **CHANGES**

One area that has been fairly consistent with Prairie View A&M's rise from doormat to contender since 2004 has been continuity within its coaching staff. However, for the third straight year, all eyes will be on the defensive side of the ball as the team will unveil a new scheme under new defensive coordinator **Cliff Yoshida** along with a new defensive line coach in **Earl Cochran** and the return of former coach **Gabe Northern** in a consulting role.

Yoshida is credited for helping both Southern and Grambling State return to championship form during his previous two stints in the SWAC. The veteran coach comes to Prairie View A&M after spending a year at Georgia Southern.

Cochran, a former NFL player and star at Alabama State, has collegiate experience as a staff member at McMurry University.

Northern, the brother of head coach **Heishma Northern**, stepped in as a defensive consultant in early August after inside linebackers coach **Brian Morgan** accepted a position at Lamar University prior to training camp.

## **PUTTING UP THE POINTS**

Since 2004, Prairie View has averaged 28.5 points in contests against Texas Southern. That's a stark contrast from the past as from 1985 to 2003, PVAMU eclipsed the 20-point mark only three times. Defensively, TSU has struggled to score against the Panthers as they've scored an average of 19.1 points in 10 years against Prairie View A&M. However, TSU is regaining its scoring swagger back as they've averaged 30-plus points from 2011 to 2013.

## **OFFENSE SELLS TICKETS**

If the old saying of 'offense sells tickets' is true, the athletic department should expect to sell a boatload this season as eight starters return from a unit which created nightmares for opposing defensive coordinators.

Quarterback **Jerry Lovelocke** headlines a unit which shattered the university recordbooks in 2013. Lovelocke has the luxury of returning a seasoned offensive line in front of him along with running back **Johnta' Hebert** who nearly gained 1,000 yards last season. While record holder wide receiver **Deandre Cooper** departs, the Panthers return plenty of firepower at the position.

## **OFFENSIVE EXPLOSION**

With offensive expectations higher than ever at Prairie View A&M, how high can the Panthers go in 2014?

Last season, the Panthers exploded on the offensive side of the ball as they ranked sixth nationally in total offense, ninth in scoring offense, ninth in completion percentage, ninth in third down percentage, 10th in passing offense and 10th in first down offense.



## 2014 PRAIRIE VIEW A&M FOOTBALL • TEXAS SOUTHERN GAME NOTES

Sunday, August 31 • 4:00 p.m. • NRG Stadium • Houston, Texas

---

### **DO A LITTLE OF ALL**

Junior running back **Johnta' Hebert** is a dual threat for the Panthers as Hebert, the school record holder for most kickoff return yardage (926 yards), led the SWAC with 159.4 all-purpose yards last fall.

### **AGGRESSIVENESS**

Senior linebacker **Jerome Howard** has emerged as a tackling machine for the Panthers as he's coming of a season which saw him account for 19.5 tackles for loss and 91 tackles.

With a young defense and the loss of two starters at linebacker, Howard will be important to the unit's success in 2014.

### **SPREADING THE WEALTH**

Playing wide receiver in offensive coordinator **Mark Orlando's** offense has to be exciting as a total of 17 players caught a pass last fall.

A different cast will have to step up this fall if the Panthers want to exceed that number as the team won't have the services of its top three pass catchers this season. Junior running back **Johnta' Hebert** is the top returning pass catcher with 39 receptions for 260 yards followed by **Patrick Gant's** 38 receptions for 356 yards.

### **RECORDS ARE NOT SAFE HERE**

The Prairie View A&M Panther football team had a record breaking 2013 season as a total of 36 records (team and individual) were shattered on the gridiron this past fall. The future looks bright for the Panthers as the majority of records were set by underclassmen.

Listed below are the returnees who set records in 2013:

<b>QB</b>	<b>Jerry Lovelocke</b>
<b>RB</b>	<b>Johnta' Hebert</b>
<b>PK</b>	<b>Christopher Barrick</b>

### **ROAD WARRIORS AGAIN AND AGAIN**

The Panthers have lived out of their suitcases the past three seasons with a combined nine games on the Prairie View A&M campus. Last season saw the Panthers experience a rare luxury with four games at home and eight games in the state of Texas.

Prairie View A&M will have only three games at home this fall but will remain somewhat close as three of its seven road contests are within four hours of campus.

### **TWICE IS NICE**

After a quarterback shuffle in 2010 and 2011 between senior signal callers **De'Auntre Smiley** and **Jerry Lovelocke**, Lovelocke established his dominance over the position last fall with a career-best 2,838 passing yards and 23 passing touchdowns.

Last season, the duo combined to throw for 3,648 yards and 31 touchdowns, 452 rushing yards and 14 rushing touchdowns. Both players have intangibles you can't teach which complement the team well.



**2014 PRAIRIE VIEW A&M FOOTBALL • TEXAS SOUTHERN GAME NOTES**  
**Sunday, August 31 • 4:00 p.m. • NRG Stadium • Houston, Texas**

---

## **NORTHERN IN SEPTEMBER**

PVAMU head coach **Heishma Northern** is 5-9 lifetime when playing in the month of September.

## **RECORD BREAKERS**

Very few teams in the SWAC have as many record breakers on its coaching staff as Prairie View A&M.

Running backs coach **Clyde Edwards** was one of the most productive wide receivers in Grambling State history as he holds the school record for career touchdown receptions, receiving yards and career receptions.

Graduate assistant **KJ Black** helped rewrite PV's recordbooks as Black led PV to its first SWAC Title since 1964 during the 2009 campaign. Black set the school's single season passing record in passes attempted and yardage along with and career marks in yardage and completion percentage.

## **ROAD TO THE NFL**

Two Panthers received a taste of NFL camp life this summer in defensive end turned linebacker **Adrian Hamilton** and wide receiver **Deandre Cooper**.

Hamilton is with the San Diego Chargers while Cooper had a tryout with the Detroit Lions on two occasions over the past few months.

## **PVAMU ASSISTANT COACH INTERNS AT NFL CAMP**

Prairie View A&M defensive line coach **Earl Cochran** rubbed elbows with some of the top athletes and coaches in his profession as a training camp intern with the Cleveland Browns.

Cochran, who begins his first year as the team's defensive line coach, spent valuable time with the Browns and picked up a variety of techniques during his two-week internship.

Cochran is a former SWAC standout at Alabama State who has played in the NFL and completed internships with the Houston Texans and Cleveland Browns.

## **UP NEXT**

The Panthers will have next weekend off as they'll face McNeese State on Saturday, Sept. 13 in Lake Charles, La. At 6 p.m.

## **RADIO**

Fans can follow the Panthers' progress under fourth-year head coach **Heishma Northern** on KPVM 91.3 FM in Prairie View, Texas. The pregame show begins 30 minutes before kickoff and is available online at [www.pvamu.edu/kpvu](http://www.pvamu.edu/kpvu).

**Leonard Moon** begins his 11th year as the "Voice of the Panthers" and the Marshall, Texas native is a 20-year broadcast veteran. Moon also handles men's and women's basketball broadcasts on the Prairie View A&M Panther Sports Radio Network. He has been at the microphone for several history-making events most notably Prairie View's 2009 SWAC Football Championship, four straight winning football seasons and the Prairie View A&M Lady Panthers' four-straight SWAC Championships, six NCAA and two NIT Tournament appearances.

The show will have a new format this season as former PVAMU player and coach **Jerrel Moore** joins the broadcast in a color commentary role along with new sideline reporter **Ernie Jackson**.

**PVPanthers.com**



**2014 PRAIRIE VIEW A&M FOOTBALL • TEXAS SOUTHERN GAME NOTES**  
**Sunday, August 31 • 4:00 p.m. • NRG Stadium • Houston, Texas**

---

## **PANTHERVISION**

Prairie View A&M will begin its fourth year of streaming selected athletic events via its website at [www.PVPANTHERS.com](http://www.PVPANTHERS.com). The video is available for a nominal fee through the PVAMU website and fans have the option to purchase individual, season or yearly packages.

## **SWAC MOVES CHAMPIONSHIPS IN HOUSTON**

The Toyota SWAC Championship Game returns to Houston for the second straight season on Saturday, Dec. 6. The championship will take place at Reliant Stadium at 3 p.m.

The championship represents only a third of what's to come as the 2015 basketball championships will also take place in Houston.

## **BET YOU DIDN'T KNOW**

- Prairie View A&M University is the second-oldest public institution of higher education in Texas, second only to Texas A&M University.
- Prairie View A&M University has produced more African-American three-star generals than any other higher education institution in the country.
- Prairie View A&M University is the only charter member remaining in the Southwestern Athletic Conference.
- Prairie View A&M has had its name changed seven times.



## 2014 PRAIRIE VIEW A&M FOOTBALL • TEXAS SOUTHERN GAME NOTES

Sunday, August 31 • 4:00 p.m. • NRG Stadium • Houston, Texas

### THIS WEEK IN THE SWAC

	Conference			Overall		
<b>SWAC EAST</b>						
Alabama A&M	0	0	.000	0	0	.000
Alabama State	0	0	.000	0	0	.000
Alcorn State	0	0	.000	0	0	.000
Jackson State	0	0	.000	0	0	.000
Mississippi Valley State	0	0	.000	0	0	.000
<b>SWAC WEST</b>						
Arkansas-Pine Bluff	0	0	.000	0	0	.000
Grambling State	0	0	.000	0	0	.000
<b>Prairie View A&amp;M</b>	0	0	.000	0	0	.000
Southern	0	0	.000	0	0	.000
<b>Texas Southern</b>	0	0	.000	0	0	.000

### This Week's Schedule

Virginia University of Lynchburg at Alcorn State, 4:00 p.m.

University of Faith at Mississippi Valley State, 4:00 p.m.

Alabama State at Sam Houston State, 6:00 p.m.

Florida A&M at Jackson State, 6:00 p.m.

Southern at Louisiana at Lafayette, 6:00 p.m.

Grambling State at Lamar, 6:00 p.m.

Arkansas-Pine Bluff at Texas State, 6:00 p.m.

Alabama A&M vs. North Carolina A&T, 10:45 a.m. (Sunday)

**Prairie View A&M vs. Texas Southern, 4:00 p.m. (Sunday)**

### Last Week's Results

### 2014 OPPONENTS

**TEXAS SOUTHERN** (0-0, 0-0 SWAC)

Last Week: Open

This Week: hosts Prairie View A&M

**McNEESE STATE** (0-0, 0-0 Southland)

Last Week: Open

This Week: Open

**SOUTHERN** (0-0, 0-0 SWAC)

Last Week: Open

This Week: at Louisiana at Lafayette

**GRAMBLING STATE** (0-0, 0-0 SWAC)

Last Week: Open

This Week: at Lamar

**JACKSON STATE** (0-0, 0-0 SWAC)

Last Week: Open

This Week: hosts Florida A&M

**ALABAMA STATE** (0-0, 0-0 SWAC)

Last Week: Open

This Week: at Sam Houston State

**MISSISSIPPI VALLEY** (0-0, 0-0 SWAC)

Last Week: Open

This Week: hosts University of Faith

**ALCORN STATE** (0-0, 0-0 SWAC)

Last Week: Open

This Week: Virginia University of Lynchburg

**ARKANSAS-PINE BLUFF** (0-0, 0-0 SWAC)

Last Week: Open

This Week: at Texas State

**ALABAMA A&M** (0-0, 0-0 SWAC)

Last Week: Open

This Week: versus North Carolina A&T





## HEAD FOOTBALL COACH HEISHMA NORTHERN

**Heishma Northern** was named the 31st head coach in university history on Dec. 13, 2010. No stranger to the Southwestern Athletic Conference, Northern begins his 18th season on the collegiate level.

Last season, Northern had a memorable campaign as 36 offensive records were broken under his watch. The Panthers were an offensive juggernaut nationally as they ranked sixth nationally in total offense, ninth in scoring offense, ninth in completion percentage, ninth in third down percentage, 10th in passing offense and 10th in first down offense. Wide receiver **Deandre Cooper**, who earned an NFL Free Agent invite, also closed out his career in style as he shattered PVAMU all-time great **Otis Taylor's** single season mark with 1,037 receiving yards and 80 receptions.

Northern also made history as his 56-48 win over Stephen F. Austin was the first over SFA in school history and the first win over a Southland Conference opponent since 1985. Six student-athletes garnered All-SWAC honors as the Panthers finished second in the SWAC West.

During the 2012 campaign, the Panthers became an offensive juggernaut under Northern as they led the SWAC with 414.7 yards per game while also finishing first in pass efficiency (140.3), second in pass offense (228.0) and third in rush offense (186.7). Six players were named to the All-SWAC team with freshman **Johnta' Hebert** earning SWAC Freshman of the Year honors.

Prairie View A&M continued its NFL tradition as former Panther defensive end **Jarvis Wilson** inked a free agent deal with the Green Bay Packers. Wilson's signing marked the fourth straight year a student-athlete from Prairie View A&M signed an NFL Free Agent contract.

In his first season as head coach for the Panthers in 2011, Northern led one of the youngest teams in the Southwestern Athletic Conference to within one game of earning a SWAC Championship berth as Prairie View A&M finished tied for second in the SWAC's Western Division. As a team, the Panthers placed five players on the 2011 All-SWAC Team, led the league in rush offense with 174.8 yards per game and finished with the third-best offensive unit in the SWAC. Defensively, Northern's defensive background had a huge impact on the field as the Panthers led the SWAC with 45 sacks. Prairie View A&M also displayed sound discipline on the gridiron as they committed the fewest amount of penalties in the SWAC.

As a result of the team's defensive prowess, defensive end **Adrian Hamilton** emerged as one of the top defenders in the nation as he set the SWAC and Prairie View A&M all-time sack record with 20.5 sacks en route to earning 2011 co-SWAC Defensive Player of the Year honors and a third-place finish in the 2011 Buck Buchanan Award voting, which is awarded to the top defender on the Football Championship Subdivision level. Prairie View A&M's fifth consecutive consensus AP All-American, Hamilton also played in two postseason all-star games in addition to becoming the second straight Panther defensive lineman to sign a NFL contract as he inked with the Dallas Cowboys.

In addition to Hamilton's accomplishments, several other Panthers had impressive seasons under Northern as running back/kick returner **Jermaine Waddy** led the SWAC in all-purpose yards while cornerback **Moses Ellis** finished as the league's top punt returner.

Prior to becoming head coach, Northern was an award-winning defensive coordinator for six seasons at Prairie View A&M. Under his watch, the Panther defense rose to become one of the top units in the Football Championship Subdivision (FCS) Ranks.

For the fourth straight season, Northern's defense produced another All-American following the 2010 campaign as cornerback **Moses Ellis** led the nation in interceptions with eight and defensed 22 passes en route to earning All-American and All-SWAC honors. As a unit, the Panthers finished second in pass defense amongst SWAC foes as they only yielded 164.6 yards per contest. As a result, four members of the Panther defense earned All-SWAC honors in Ellis (first team), defensive lineman **Quinton Spears** (first), free safety **Chris Adingupu** (second) and middle linebacker **Max Sencherey** (second).

Despite losing six key starters and a two-time All-American from the previous year, Prairie View's defensive unit was instrumental during the team's historic run to the SWAC Championship in 2009 as the unit led the SWAC in scoring defense with 16.6 points per outing and pass defense efficiency (101.7). The Panthers finished the 2009 season ranked fifth in total defense and produced its second consecutive All-American in defensive back **Anthony Beck** along with having three All-SWAC members in Beck, Spears and Adingupu. In addition, Northern's unit recorded two shutouts on the season and held four teams to 74 yards or less on the ground.





## 2014 PRAIRIE VIEW A&M FOOTBALL • TEXAS SOUTHERN GAME NOTES

Sunday, August 31 • 4:00 p.m. • NRG Stadium • Houston, Texas

### HEISHMA NORTHERN'S YEAR-BY-YEAR COACHING RECORD

<u>YEAR</u>	<u>SCHOOL</u>	<u>RECORD</u>	<u>CONFERENCE</u>	<u>LEAGUE FINISH</u>
2011	Prairie View A&M	5-6	5-4	SWAC West (T-2nd)
2012	Prairie View A&M	3-8	3-6	SWAC West (2nd)
2013	Prairie View A&M	6-6	5-4	SWAC West (2nd)

In 2008, the Panther defense set the tone for the team's 9-1 record as they concluded the year ranked second nationally in scoring defense, third in total defense, third in rush defense and seventh in pass efficiency defense. Prairie View also made history and recorded two shutouts for the first time since the 1966 season.

As a result of Prairie View's defensive prowess, Northern earned national acclaim and was selected as FootballScoop.com's 2008 Division I-AA Coordinator of the Year. Individually, linebacker **Zach East** closed out his career as a two-time All-American while Beck and Spears earned First and Second Team All-SWAC Honors, respectively.

During the 2007 season, Northern's defense played a key role in helping the Panthers clinch their first winning season in four decades as they finished atop the SWAC in scoring and red zone defense along with a third-place total defense ranking. A total of three starters earned All-SWAC honors led by East earning All-American and SWAC Defensive Player of the Year Honors.

One year removed from finishing sixth in total defense among SWAC foes, Northern made his mark in his second year at Prairie View during the 2006 season after fielding the top-ranked defensive unit in the conference. Led by first team All-SWAC defensive end and future NFL free agent signee **Jermaine McGhee**, the Panthers set a school record for fewest yards rushing by an opponent after holding Edward Waters College to -35 yards. For his hard work on the gridiron after the season, Northern was one of 26 coaches from across the nation invited to attend the NCAA Expert Coaches Academy in Miami, Fla.

Prior to his tenure at Prairie View, Northern spent seven seasons at Grambling State University in a variety of capacities.

Initially brought to GSU to serve as running backs coach, Northern made a seamless transition to coaching defensive backs in 2001 as his unit ranked ninth nationally in interceptions en route to GSU's second-straight SWAC Championship. During the 2002 season, which marked Grambling's third consecutive SWAC title, Northern's group improved on the interception mark as they ranked fourth nationally.

In 2003, Northern assumed the role of interim defensive coordinator and immediately made his impact felt as the Tiger defense finished the year ranked third nationally against the run in Division I-AA. In the SWAC, the Tigers finished second in rushing, third in scoring defense, fourth in opponent third down percentage, fourth in turnover margin and fifth in sacks.

Over the course of his coaching career, Northern has had several of his former players enter the professional football realm gaining experience with the NFL, World and Arena Football Leagues. In addition, several of his pupils have received an opportunity to coach on the collegiate level.

A 1996 mathematics education graduate of Southern University, Northern began his coaching career on the high school level at Glen Oaks High School in Baton Rouge, La. where he coached girl's basketball and baseball. He then moved on to Morehouse College in Atlanta, Ga. serving as the team's running backs coach and special teams coordinator in 1997 under former head coach, Super Bowl MVP and current Grambling State head coach **Doug Williams**.

A student of the game of football, Northern was one of only 15 coaches from across the nation selected to participate in the prestigious NCAA Champions Forum during June of 2010. He has also completed a training camp internship with the Oakland Raiders of the National Football League in the summer of 2009.

Northern, who also holds a master's degree in Sports Administration from Grambling State, is the oldest of three siblings and is married to the former **Paula Duell** of Baton Rouge, La. Together, they have two children, **Adam** (7) and **Brooke** (3).

### RECORD VERSUS OPPONENTS

<u>YEAR</u>	<u>SCHOOL</u>
<b>Abilene Christian</b>	<b>0-1</b>
<b>Alabama A&amp;M</b>	<b>1-2</b>
<b>Alabama State</b>	<b>0-3</b>
<b>Alcorn State</b>	<b>2-1</b>
<b>Arkansas-Pine Bluff</b>	<b>1-2</b>
<b>Bethune-Cookman</b>	<b>0-1</b>
<b>Grambling State</b>	<b>3-0</b>
<b>Jackson State</b>	<b>0-3</b>
<b>Lamar</b>	<b>0-1</b>
<b>Mississippi Valley</b>	<b>2-1</b>
<b>North Dakota State</b>	<b>0-1</b>
<b>Southern</b>	<b>2-1</b>
<b>Stephen F. Austin</b>	<b>1-0</b>
<b>Texas Southern</b>	<b>2-1</b>
<b>Texas State</b>	<b>0-2</b>
<b>TOTAL</b>	<b>14-20</b>



2014 PRAIRIE VIEW A&M FOOTBALL • TEXAS SOUTHERN GAME NOTES

Sunday, August 31 • 4:00 p.m. • NRG Stadium • Houston, Texas

---



**PRINCE PEARSON**

Assistant Head Coach  
Offensive Line



**MARK ORLANDO**

Offensive Coordinator  
Quarterbacks



**CLIFF YOSHIDA**

Defensive Coordinator



**RAASAAN HARALSON**

Cornerbacks



**BUBBA MCDOWELL**

Safeties



**HARRY WILLIAMS**

Wide Receivers/  
Special Teams



**CLYDE EDWARDS**

Running Backs



**EARL COCHRAN**

Defensive Line



**GABE NORTHERN**

Defensive Consultant



**PATRICK BROWNING**

Quality Control



**KJ BLACK**

Graduate Assistant  
Tight Ends



**ANTHONY NUNLEY**

Graduate Assistant  
Defensive Line

# 2014 COACHING STAFF



## 2014 PRAIRIE VIEW A&M FOOTBALL • TEXAS SOUTHERN GAME NOTES

Sunday, August 31 • 4:00 p.m. • NRG Stadium • Houston, Texas

### NUMERICAL ROSTER

No.	Name	Pos.	Year	Ht.	Wt.	Hometown (High School/JC)
1	Cederic Porter	CB	Fr.	6-4	170	Bogalusa, La. (Bogalusa)
2	Damond Jackson	S	Fr.	6-0	195	New Orleans, La. (Landry-Walker)
3	Johntá Hebert	RB	Jr.	5-8	175	Baton Rouge, La. (Glen Oaks)
4	Gabe Dunlap	WR	Sr.	5-10	185	Allen, Texas (Plano East)
5	Arthur Lockett	RB	R-Fr.	5-9	180	Houston, Texas (Yates)
6	Christian Rousseau	QB	R-So.	6-3	188	Miami, Fla. (Hialeah)
7	Trey Green	QB	R-So.	6-3	220	Beaumont, Texas (Ozen)
8	Jerry Lovelocke	QB	R-Sr.	6-6	240	Baltimore, Md. (Edmondson-Westside)
9	Kenneth Jordan	CB	R-Fr.	5-11	170	Birmingham, Ala. (Wenonah)
10	Akheem Barton	DE	Fr.	6-2	233	Miami, Fla. (Norland)
11	Joshua Johnson	QB	Fr.	6-2	185	New Orleans, La. (Warren Easton)
12	Michael Cottingham	PK	Sr.	6-0	180	Hutto, Texas (Eastern New Mexico)
13	Greg Thurmond	WR	Sr.	6-2	185	Balch Springs, Texas (West Mesquite)
14	De'Auntre Smiley	QB	Sr.	6-3	230	Lufkin, Texas (Lufkin)
15	Jamespaul Bryant	DE	R-So.	6-3	215	Houston, Texas (Yates)
16	Jalen Thibodeaux	DB	R-Jr.	5-10	180	Lake Charles, La. (LaGrange)
17	Chris Barrick	PK	Gr.	6-4	215	Copperas Cove, Texas (Copperas Cove)
18	Raymundo Cordova	PK	R-Jr.	5-9	170	Houston, Texas (Madison)
19	Andrew Michael III	WR	Fr.	5-10	170	Beaumont, Texas (Ozen)
20	David Metcalf	S	Sr.	5-11	205	Compton, Calif. (Citrus College)
21	Courtney Brown	RB	Sr.	6-0	209	Lake Charles, La. (LaGrange)
22	Jarred Fletcher	WR	Sr.	6-4	210	Houston, Texas (Yates)
23	Josh Bighems	S	Fr.	5-11	180	Dothan, Ala. (Northview)
24	Foster Brown II	CB	R-So.	6-0	185	College Park, Ga. (Westlake)
25	Stephen Meighan	CB	Jr.	5-10	175	Miami, Fla. (Southwest)
26	Nick Pitre	WR	So.	6-4	190	Lake Charles, La. (LaGrange)
27	Jovante Ham	RB	R-Fr.	5-7	185	West Park, Fla. (Plantation)
28	Jacoby Anderson	DB	R-Sr.	6-0	195	Beaumont, Texas (Clark-Atlanta)
29	Dietrich Johnson	CB	R-Jr.	6-2	185	Galveston, Texas (Galveston Ball)
30	Nick Brewer	DB	Jr.	5-11	180	Allen, Texas (Allen)
31	Robert Jackson III	S	R-Jr.	5-10	180	Katy, Texas (Texas-El Paso)
32	Keylon LaSalle	WR	R-Jr.	5-7	170	Houston, Texas (Sharpstown)
33	Tyrone Williams	RB	Fr.	6-2	210	Denton, Texas (Ryan)
34	Joshua Holley	CB	R-So.	5-8	160	Houston, Texas (Cy Woods)
35	Walter Barreda	FB	Sr.	5-10	260	Houston, Texas (Texas Lutheran)
36	Anthony Wiltz	WR	Jr.	5-9	150	Houston, Texas (Kashmere)
37	Terrance Reynolds	S	R-Fr.	6-0	180	Fort Lauderdale, Fla. (Stranahan)
38	Tommie Robins, Jr.	FB	Jr.	6-1	235	New Orleans, La. (River Ridge)
39	Jordan Holland	DB	R-Fr.	5-9	175	Missouri City, Texas (Elkins)
40	Jerome Howard	LB	Sr.	6-0	222	Fort Lauderdale, Fla. (Plantation)
41	Jayven Tucker	DB	R-So.	5-9	160	Mansfield, Texas (Legacy)
42	Sydney Holt-Washington	WR	Fr.	6-4	180	Humble, Texas (Summer Creek)
43	Edward Samuels	DB	Fr.	6-0	170	Cypress, Texas (Cy Ranch)
44	Delas Lancelin II	LB	Sr.	6-0	235	Missouri City, Texas (Texas Lutheran)
45	Joe Sable	LS	Sr.	6-0	185	Magnolia, Texas (St. Pius)
46	Shafique Neloms	LB	R-Fr.	6-0	215	Miami, Fla. (Norland)



## 2014 PRAIRIE VIEW A&M FOOTBALL • TEXAS SOUTHERN GAME NOTES

Sunday, August 31 • 4:00 p.m. • NRG Stadium • Houston, Texas

### NUMERICAL ROSTER

No.	Name	Pos.	Year	Ht.	Wt.	Hometown (High School/JC)
47	TyQuan Fields	LB/SS	Fr.	6-0	213	Pompano Beach, Fla. (Ely)
48	Ekene Mordi	DE	Sr.	6-3	210	Van Nuys, Calif. (LA Valley College)
49	Kendall McNeal	LB	Jr.	6-3	215	San Antonio, Texas (Arkansas Baptist)
50	Josh Dennis	LB	Sr.	6-2	220	Greenville, Miss. (East Mississippi CC)
51	Steven Guillory	LB	Fr.	6-0	200	Pearland, Texas (Pearland)
52	Jalon Leveige	DB	R-Fr.	5-10	211	Houston, Texas (Taylor)
53	Danny Brownell	LB	R-Sr.	5-11	235	Houston, Texas (Elsik)
54	Brandon Medina	LB	R-So.	6-0	220	Lithonia, Ga. (Lithonia)
55	Don Rittenhouse	LB	Fr.	6-0	225	Baytown, Texas (Memorial)
56	Josiah Freeman	OL	R-So.	6-4	265	Baton Rouge, La. (Scotlandville)
57	Jeron Hamilton	OL	Sr.	6-5	305	Dallas, Texas (Belhaven)
58	Dillon Bonnet	OL	R-Sr.	6-1	290	Fresno, Texas (Dulles)
59	Trey Brown	OLB	R-Fr.	6-2	225	Dothan, Ala. (Northview)
60	Regan Johnson	LB	Fr.	6-2	200	Houston, Texas (Lamar)
61	Desmond Mitchell	DT	Fr.	6-3	247	Miami, Fla. (Flanagan)
62	Cleveland Sims, Jr.	OT	R-So.	6-4	275	Houston, Texas (Madison)
63	Glen Haisley	C	R-Jr.	6-1	300	New Orleans, La. (St. Augustine)
64	Gus Lopez	OL	Fr.	6-3	320	Rosenberg, Texas (Lamar Consolidated)
66	Wesley Slater	DS	R-Jr.	5-11	240	Magnolia, Texas (Magnolia)
67	Chris Rose	OL	R-So.	6-1	280	Houston, Texas (Madison)
69	Nolan Wilson	DE	R-Fr.	6-5	230	Laredo, Texas (Alexander)
71	Shawn Pierce	OL	R-Fr.	6-4	295	Odessa, Texas (Permian)
72/74	Jalend Washom	OL	So.	6-3	283	Houston, Texas (SFAEisenhower)
73	Jordan Johnson	OL	R-Jr.	6-3	290	Katy, Texas (Cy Lakes)
75	James Harper	DT	Fr.	6-0	300	Waco, Texas (Waco)
78	Tre Glover	OL	R-Sr.	6-3	290	Waskom, Texas (Marshall)
79	Denzel Lewis	OL	R-Jr.	6-4	305	Baton Rouge, La. (Scotlandville)
80	Rayshaun Givins	WR	R-Fr.	6-3	190	Houston, Texas (Eisenhower)
81	Patrick Gant	WR	R-Jr.	5-10	175	Cypress, Texas (Cy Woods)
82	Travis Jatzlau	P	Sr.	5-8	180	Jersey Village, Texas (Jersey Village)
83	Cameron Smith	TE	Fr.	6-2	245	Mansfield, Texas (Molina)
84	Keith Hartaway	WR	R-Fr.	6-1	170	Houston, Texas (Chavez)
85	William Stanley	WR	Fr.	5-10	170	Mesquite, Texas (West Mesquite)
86	Skyler Moore	WR	R-So.	6-2	210	Phenix City, Ala. (Phenix City)
87	Demarquo Lastrappe	WR	Jr.	6-3	212	Spring, Texas (Oak Ridge)
88	Jordan Bilbo	WR	Gr.	5-10	170	Houston, Texas (Southern U.)
89	Olatunde' Idowu	TE	Sr.	6-3	215	Houston, Texas (Madison)
90	Willie Green	DE	Fr.	6-4	220	Birmingham, Ala. (Huffman)
91	Chima Nduka	DL	R-Jr.	6-1	270	Rancho Cucamonga, Calif. (Citrus College)
92	RETIRED IN HONOR OF TYLER DICKSON					
93	Brock Newton	DL	Sr.	6-3	260	West Covina, Calif. (Citrus College)
94	Markele Williams	DL	R-Fr.	6-2	280	Los Angeles, Calif. (Locke)
95	DeVohn Reed	DL	R-Fr.	6-2	260	Houston, Texas (Elsik)
96	Kelechi Okeadu	TE	Sr.	6-2	240	Sugar Land, Texas (Hightower)
97	Michael Daniels	DL	Sr.	6-4	270	Garland, Texas (Naaman Forest)
98	Darrien Patterson-Ramsey	DE	Sr.	6-3	240	Compton, Calif. (West LA College)
99	Meshak Williamson	DL	Jr.	6-3	250	Georgetown, Texas (Georgetown)
	Traveon Auzene	WR	Fr.	5-10	169	Houston, Texas (Worthing)
	Miles Flowers	DB	So.	5-11	183	Houston, Texas (Cy Ranch)



## 2014 PRAIRIE VIEW A&M FOOTBALL • TEXAS SOUTHERN GAME NOTES

Sunday, August 31 • 4:00 p.m. • NRG Stadium • Houston, Texas

### ALPHABETICAL ROSTER

28	Jacoby Anderson	3	Johntá Hebert	96	Kelechi Okeadu
	Traveon Auzene		Andrew Holiday	98	Darrien Patterson-Ramsey
35	Walter Barreda	39	Jordan Holland	71	Shawn Pierce
17	Chris Barrick	34	Joshua Holley	26	Nick Pitre
10	Akheem Barton	40	Jerome Howard	1	Cederic Porter
23	Josh Bighems	89	Olatunde' Idowu	95	DeVohn Reed
88	Jordan Bilbo	2	Damond Jackson	37	Terrance Reynolds
58	Dillon Bonnet	31	Robert Jackson III	55	Don Rittenhouse
30	Nick Brewer	82	Travis Jatzlau	38	Tommie Robins, Jr.
21	Courtney Brown	29	Dietrich Johnson	6	Christian Rousseau
24	Foster Brown II	11	Joshua Johnson	67	Chris Rose
59	Trey Brown	73	Jordan Johnson	45	Joe Sable
53	Danny Brownell		Tyrus Jones	43	Edward Samuels
15	Jamespaul Bryant	9	Kenneth Jordan	62	Cleveland Sims, Jr.
18	Raymundo Cordova	60	Regan Johnson	66	Wesley Slater
12	Michael Cottingham	44	Delas Lancelin II	83	Cameron Smith
97	Michael Daniels	32	Keylon LaSalle	14	De'Auntre Smiley
50	Josh Dennis	87	Demarquo Lastrappe	85	William Stanley
4	Gabe Dunlap	52	Jalon Leviege	16	Jalen Thibodeaux
47	TyQuan Fields	79	Denzel Lewis	13	Greg Thurmond
22	Jarred Fletcher	5	Arthur Lockett	41	Jayven Tucker
	Miles Flowers	64	Gus Lopez	42	Sydney Holt-Washington
56	Josiah Freeman	8	Jerry Lovelocke	72/74	Jalend Washom
81	Patrick Gant	49	Kendall McNeal	94	Markele Williams
80	Rayshaun Givins	61	Desmond Mitchell	33	Tyrone Williams
78	Tre Glover	25	Stephen Meighan	99	Meshak Williamson
7	Trey Green	86	Skyler Moore	69	Nolan Wilson
90	Willie Green	48	Ekene Mordi	36	Anthony Wiltz
51	Steven Gulliori	54	Brandon Medina		
63	Glen Haisley	20	David Metcalf		
27	Jovante Ham	19	Andrew Michael III		
57	Jeron Hamilton	46	Shafique Neloms		
75	James Harper	93	Brock Newton		
84	Keith Hartaway	91	Chima Nduka		



## 2014 PRAIRIE VIEW A&M FOOTBALL • TEXAS SOUTHERN GAME NOTES

Sunday, August 31 • 4:00 p.m. • NRG Stadium • Houston, Texas

### PANTHER OFFENSE

#### Left Tackle

**78 Tre Glover (6-3, 290, R-Sr.)**  
**62 Cleveland Sims, Jr. (6-4, 275, R-So.)**

#### Left Guard

**63 Glen Haisley (6-1, 300, R-Jr.)**  
**64 Gus Lopez (6-3, 320, Fr.)**

#### Center

**58 Dillon Bonnet (6-1, 290, R-Sr.)**  
**72 Jalend Washom (6-3, 283, So.)**

#### Right Guard

**67 Chris Rose (6-1, 280, R-So.)**  
**79 Denzel Lewis (6-4, 305, R-Jr.)**

#### Right Tackle

**71 Shawn Pierce (6-4, 295, R-Fr.)**  
**70 Josiah Freeman (6-4, 265, R-So.)**

#### Quarterback

**8 Jerry Lovelocke (6-6, 240, R-Sr.)**  
**6 Christian Rousseau (6-3, 188, R-So.)**

#### Running Back

**3 Johntá Hebert (5-8, 175, Jr.)**  
**5 Arthur Lockett (5-9, 180, R-So.)**

#### X-Wide Receiver

**4 Gabe Dunlap (5-10, 185, Sr.)**  
**87 Demarquo Lastrappe (6-2, 212, Jr.)**

#### W-Wide Receiver

**32 Keylon LaSalle (5-7, 170, R-Jr.)**  
**19 Andrew Michael III (5-10, 170, Fr.)**

#### Y-Wide Receiver

**26 Nick Pitre (6-4, 185, So.)**  
**22 Jarred Fletcher (6-4, 210, So.)**

#### Z-Wide Receiver

**80 Rayshaun Givens (6-3, 190, R-Fr.)**  
**13 Greg Thurmond (6-2, 185, Sr.)**

### PANTHER DEFENSE

#### Defensive End

**15 Jamespaul Bryant (6-3, 215, R-So.)**  
**90 Willie Green (6-4, 220, Fr.)**

#### Defensive Tackle

**97 Michael Daniels (6-4, 270, Sr.)**  
**94 Markele Williams (6-2, 280, R-Fr.)**

#### Nose Tackle

**75 James Harper (6-0, 300, Fr.)**  
**95 DeVohn Reed (6-2, 260, R-Fr.)**

#### Defensive End

**99 Meshak Williamson (6-3, 250, Jr.)**  
**48 Ekene Mordi (6-3, 210, Sr.)**

#### SAM Linebacker

**59 Trey Brown (6-2, 225, R-Fr.)**  
**50 Josh Dennis (6-2, 220, Sr.)**

#### Middle Linebacker

**53 Danny Brownell (5-11, 235, Jr.)**  
**54 Brandon Medina (6-0, 220, R-So.)**

#### Will Linebacker

**40 Jerome Howard (6-0, 222, Sr.)**  
**46 Shafique Neloms (6-0, 215, R-Fr.)**

#### Cornerback

**9 Kenneth Jordan (5-11, 170, R-Fr.)**  
**24 Foster Brown II (6-0, 185, R-Fr.)**

#### Free Safety

**20 David Metcalf (5-11, 205, Sr.)**  
**23 Josh Bighems (5-11, 180, Fr.)**

#### Rover

**31 Robert Jackson III (5-10, 180, R-Jr.)**  
**16 Jalen Thibodeaux (5-10, 18, R-Jr.)**

#### Cornerback

**34 Joshua Holley (5-8, 160, R-So.)**  
**29 Dietrich Johnson (6-2, 185, R-Jr.)**

### SPECIALISTS

#### Placekicker

**17 Chris Barrick (6-4, 215, R-Sr.)**  
**12 Michael Cottingham (6-0, 180, Sr.)**

#### Punter

**82 Travis Jatzlau (5-8, 180, Sr.)**  
**17 Chris Barrick (6-4, 215, R-Sr.)**

#### Long Snapper

**45 Joe Sable (6-0, 185, Sr.)**  
**66 Wesley Slater (5-11, 240, R-Jr.)**

#### Holder

**6 Christian Rousseau (6-3, 188, R-So.)**

#### Kick Returner

**3 Johntá Hebert (5-10, 195, So.)**  
**36 Anthony Wiltz (5-9, 150, Jr.)**

#### Punt Returner

**36 Anthony Wiltz (5-9, 150, Jr.)**  
**3 Johntá Hebert (5-8, 175, Jr.)**

Prairie View A&M Panther Football

Prairie View A&M Overall Team Statistics (as of Aug 30, 2014)

All games

TEAM STATISTICS	PVAM	OPP
SCORING.....	468	431
Points Per Game.....	39.0	35.9
FIRST DOWNS.....	320	281
Rushing.....	142	118
Passing.....	160	149
Penalty.....	18	14
RUSHING YARDAGE.....	2600	2408
Yards gained rushing.....	2815	2814
Yards lost rushing.....	215	406
Rushing Attempts.....	505	463
Average Per Rush.....	5.1	5.2
Average Per Game.....	216.7	200.7
TDs Rushing.....	31	30
PASSING YARDAGE.....	3623	3466
Att-Comp-Int.....	518-343-13	452-254-12
Average Per Pass.....	7.0	7.7
Average Per Catch.....	10.6	13.6
Average Per Game.....	301.9	288.8
TDs Passing.....	31	26
TOTAL OFFENSE.....	6223	5874
Total Plays.....	1023	915
Average Per Play.....	6.1	6.4
Average Per Game.....	518.6	489.5
KICK RETURNS: #-YARDS.....	52-821	51-1105
PUNT RETURNS: #-YARDS.....	20-196	16-262
INT RETURNS: #-YARDS.....	12-150	13-101
KICK RETURN AVERAGE.....	15.8	21.7
PUNT RETURN AVERAGE.....	9.8	16.4
INT RETURN AVERAGE.....	12.5	7.8
FUMBLES-LOST.....	15-8	22-12
PENALTIES-YARDS.....	111-977	91-730
Average Per Game.....	81.4	60.8
PUNTS-YARDS.....	62-2547	67-2563
Average Per Punt.....	41.1	38.3
Net punt average.....	34.0	32.3
TIME OF POSSESSION/GAME.....	29:21	30:24
3RD-DOWN CONVERSIONS.....	95/196	76/186
3rd-Down Pct.....	48%	41%
4TH-DOWN CONVERSIONS.....	13/22	11/22
4th-Down Pct.....	59%	50%
SACKS BY-YARDS.....	24-162	19-109
MISC YARDS.....	39	49
TOUCHDOWNS SCORED.....	64	58
FIELD GOALS-ATTEMPTS.....	6-15	11-15
ON-SIDE KICKS.....	0-0	0-0
RED-ZONE SCORES.....	50-63 79%	47-56 84%
RED-ZONE TOUCHDOWNS.....	46-63 73%	36-56 64%
PAT-ATTEMPTS.....	62-63 98%	48-55 87%
ATTENDANCE.....	21526	81754
Games/Avg Per Game.....	4/5382	6/13626
Neutral Site Games.....		2/16430

SCORE BY QUARTERS	1st	2nd	3rd	4th	OT	Total
Prairie View A&M....	121	105	138	94	10	- 468
Opponents.....	102	121	68	121	19	- 431

**Prairie View A&M Panther Football**  
**Prairie View A&M Overall Individual Statistics (as of Aug 30, 2014)**  
**All games**

RUSHING	GP-GS	Att	Gain	Loss	Net	Avg	TD	Long	Avg/G
Brown, Courtney	12-1	179	1096	57	1039	5.8	10	49	86.6
Hebert, Johnta'	12-11	156	913	9	904	5.8	5	45	75.3
Lovelocke, Jerry	12-10	75	354	70	284	3.8	9	17	23.7
Smiley, De'Auntre	9-1	49	235	67	168	3.4	5	37	18.7
Castillo, Levon	12-0	21	117	0	117	5.6	2	31	9.8
Anderson, Fred	4-0	11	77	0	77	7.0	0	14	19.2
Dunlap, Gabe	7-5	4	21	3	18	4.5	0	12	2.6
Gant, Patrick	12-5	1	2	0	2	2.0	0	2	0.2
Curry, Josh	5-2	1	0	2	-2	-2.0	0	0	-0.4
Team	8-0	7	0	2	-2	-0.3	0	0	-0.2
Rousseau, Christian	3-0	1	0	5	-5	-5.0	0	0	-1.7
Total.....	12	505	2815	215	2600	5.1	31	49	216.7
Opponents.....	12	463	2814	406	2408	5.2	30	80	200.7

PASSING	GP-GS	Effic	Cmp-Att-Int	Pct	Yds	TD	Lng	Avg/G
Lovelocke, Jerry	12-10	135.31	284-427-9	66.5	2808	23	73	234.0
Smiley, De'Auntre	9-1	165.27	57-88-3	64.8	810	8	93	90.0
Dunlap, Gabe	7-5	-50.00	1-2-1	50.0	0	0	0	0.0
Rousseau, Christian	3-0	142.00	1-1-0	100.0	5	0	5	1.7
Total.....	12	139.70	343-518-13	66.2	3623	31	93	301.9
Opponents.....	12	134.28	254-452-12	56.2	3466	26	80	288.8

RECEIVING	GP-GS	No.	Yds	Avg	TD	Long	Avg/G
Cooper, Deandre	12-11	80	1033	12.9	12	93	86.1
Brown, Courtney	12-1	52	505	9.7	4	64	42.1
Anderson, Jacoby	12-8	47	566	12.0	2	47	47.2
Hebert, Johnta'	12-11	39	255	6.5	0	53	21.2
Gant, Patrick	12-5	38	356	9.4	3	73	29.7
Dunlap, Gabe	7-5	37	296	8.0	3	36	42.3
Thurmond, Greg	11-11	21	235	11.2	3	29	21.4
Pitre, Nick	7-0	11	156	14.2	2	29	22.3
Primes, Robert	5-0	5	51	10.2	0	14	10.2
Anderson, Fred	4-0	3	36	12.0	0	21	9.0
Idowu, Olatunde	6-0	2	78	39.0	1	40	13.0
Moore, Skyler	9-0	2	17	8.5	0	9	1.9
Lasalle, Keylon	9-0	2	5	2.5	0	7	0.6
Barreda, Walter	9-0	1	14	14.0	1	14	1.6
Castillo, Levon	12-0	1	8	8.0	0	8	0.7
Hartaway, Keith	9-0	1	8	8.0	0	8	0.9
Curry, Josh	5-2	1	4	4.0	0	4	0.8
Total.....	12	343	3623	10.6	31	93	301.9
Opponents.....	12	254	3466	13.6	26	80	288.8

PUNT RETURNS	No.	Yds	Avg	TD	Long
Dunlap, Gabe	9	106	11.8	0	34
Wiltz, Anthony	8	82	10.2	0	34
Gant, Patrick	2	-18	-9.0	0	7
Castillo, Levon	1	26	26.0	0	0
Total.....	20	196	9.8	0	34
Opponents.....	16	262	16.4	0	39

INTERCEPTIONS	No.	Yds	Avg	TD	Long
Metcalf, David	2	24	12.0	0	24
Obi, Chuck	2	1	0.5	0	1
Holley, Joshua	1	20	20.0	0	20
Jackson, Robert	1	0	0.0	0	0
Grant, Adrien	1	13	13.0	0	13
Raheem Cardwell	1	15	15.0	0	15
Howard, Jerome	1	23	23.0	1	23
Maxwell II, Kenneth	1	0	0.0	0	0
Gardiner, Desmond	1	17	17.0	0	17
Brown II, Foster	1	37	37.0	0	37
Total.....	12	150	12.5	1	37
Opponents.....	13	101	7.8	1	34

KICK RETURNS	No.	Yds	Avg	TD	Long
Hebert, Johnta'	39	746	19.1	0	63
Brown, Courtney	6	59	9.8	0	17
Barreda, Walter	3	9	3.0	0	6
Curry, Josh	2	1	0.5	0	1
Cooper, Deandre	1	6	6.0	0	6
McCord, Allen	1	0	0.0	0	0
Total.....	52	821	15.8	0	63
Opponents.....	51	1105	21.7	0	75

FUMBLE RETURNS	No.	Yds	Avg	TD	Long
Bryant, Jamespaul	1	64	64.0	1	64
Obi, Chuck	1	18	18.0	0	18
Total.....	2	82	41.0	1	64
Opponents.....	1	40	40.0	1	40

**Prairie View A&M Panther Football**  
**Prairie View A&M Overall Individual Statistics (as of Aug 30, 2014)**  
**All games**

SCORING	----- PATs -----															
	TD	FGs	Kick	Rush	Rcv	Pass	DXP	Saf	Points	TOTAL OFFENSE	G	Plays	Rush	Pass	Total	Avg/G
Brown, Courtney	14	0-0	0-0	0-0	0	0-0	0	0	84	Lovelocke, Jerry	12	502	284	2808	3092	257.7
Barrick, Christopher	0	6-15	61-62	0-0	0	0-0	0	0	79	Brown, Courtney	12	179	1039	0	1039	86.6
Cooper, Deandre	12	0-0	0-0	0-0	0	0-0	0	0	72	Smiley, De'Auntre	9	137	168	810	978	108.7
Lovelocke, Jerry	9	0-0	0-0	0-0	0	0-0	0	0	54	Hebert, Johnnta'	12	156	904	0	904	75.3
Smiley, De'Auntre	5	0-0	0-0	0-0	0	0-0	0	0	30	Castillo, Levon	12	21	117	0	117	9.8
Hebert, Johnnta'	5	0-0	0-0	0-0	0	0-0	0	0	30	Anderson, Fred	4	11	77	0	77	19.2
Thurmond, Greg	3	0-0	0-0	0-0	0	0-0	0	0	18	Dunlap, Gabe	7	6	18	0	18	2.6
Dunlap, Gabe	3	0-0	0-0	0-0	0	0-0	0	0	18	Gant, Patrick	12	1	2	0	2	0.2
Gant, Patrick	3	0-0	0-0	0-0	0	0-0	0	0	18	Rousseau, Christian	3	2	-5	5	0	0.0
Anderson, Jacoby	2	0-0	0-0	0-0	0	0-0	0	0	12	Curry, Josh	5	1	-2	0	-2	-0.4
Pitre, Nick	2	0-0	0-0	0-0	0	0-0	0	0	12	Team	8	7	-2	0	-2	-0.2
Castillo, Levon	2	0-0	0-0	0-0	0	0-0	0	0	12	Total.....	12	1023	2600	3623	6223	518.6
Idowu, Olatunde	1	0-0	0-0	0-0	0	0-0	0	0	6	Opponents.....	12	915	2408	3466	5874	489.5
Howard, Jerome	1	0-0	0-0	0-0	0	0-0	0	0	6							
Barreda, Walter	1	0-0	0-0	0-0	0	0-0	0	0	6							
Bryant, Jamespaul	1	0-0	0-0	0-0	0	0-0	0	0	6							
Team	0	0-0	0-0	0-0	0	0-0	0	2	4							
Cordova, Raymundo	0	0-0	1-1	0-0	0	0-0	0	0	1							
Smith, Amir	0	0-0	0-0	0-1	0	0-0	0	0	0							
Total.....	64	6-15	62-63	0-1	0	0-0	0	2	468							
Opponents.....	58	11-15	48-55	0-0	1	1-1	0	0	431							

FIELD GOALS	FGM-FGA	Pct	01-19	20-29	30-39	40-49	50-99	Lg	Blk
Barrick, C.	6-15	40.0	0-0	4-5	1-7	1-1	0-2	47	2

FG SEQUENCE	Prairie View A&M	OPPONENTS
Texas Southern Tiger	36, (37)	(18), (34)
Texas State	32, (47)	64, 54
Southern U.	33, 50, (25)	-
Alabama A&M	-	-
Stephen F. Austin	-	(28), (30)
Grambling State	(23)	(33), 20
Alabama State	25, 36	47
Mississippi Valley	-	-
Jackson State	(26)	(26)
Alcorn State	-	(32)
Abilene Christian	(22), 51, 31	(29)
Arkansas-Pine Bluff	33	(30), (25), (34)

Numbers in (parentheses) indicate field goal was made.

PUNTING	No.	Yds	Avg	Long	TB	FC	I20	Blkd
Jatzlau, Travis	62	2547	41.1	58	7	15	13	0
Total.....	62	2547	41.1	58	7	15	13	0
Opponents.....	67	2563	38.3	66	8	5	18	3

KICKOFFS	No.	Yds	Avg	TB	OB	Retn	Net	YdLn
Cottingham, Michael	71	4158	58.6	19	3			
Barrick, Christopher	7	370	52.9	1	0			
Jatzlau, Travis	1	58	58.0	0	0			
Julian, Darrell	1	-12	-12.0	0	0			
Total.....	80	4574	57.2	20	3	1105	37.1	27
Opponents.....	78	4234	54.3	19	4	821	37.7	27

**Prairie View A&M Panther Football**  
**Prairie View A&M Overall Individual Statistics (as of Aug 30, 2014)**  
**All games**

ALL PURPOSE	G	Rush	Rec	PR	KOR	IR	Tot	Avg/G
Hebert, Johnta'	12	904	255	0	746	0	1905	158.8
Brown, Courtney	12	1039	505	0	59	0	1603	133.6
Cooper, Deandre	12	0	1033	0	6	0	1039	86.6
Anderson, Jacoby	12	0	566	0	0	0	566	47.2
Dunlap, Gabe	7	18	296	106	0	0	420	60.0
Gant, Patrick	12	2	356	-18	0	0	340	28.3
Lovelocke, Jerry	12	284	0	0	0	0	284	23.7
Thurmond, Greg	11	0	235	0	0	0	235	21.4
Smiley, De'Auntre	9	168	0	0	0	0	168	18.7
Pitre, Nick	7	0	156	0	0	0	156	22.3
Castillo, Levon	12	117	8	26	0	0	151	12.6
Anderson, Fred	4	77	36	0	0	0	113	28.2
Wiltz, Anthony	5	0	0	82	0	0	82	16.4
Idowu, Olatunde	6	0	78	0	0	0	78	13.0
Primes, Robert	5	0	51	0	0	0	51	10.2
Brown II, Foster	12	0	0	0	0	37	37	3.1
Metcalf, David	9	0	0	0	0	24	24	2.7
Howard, Jerome	12	0	0	0	0	23	23	1.9
Barreda, Walter	9	0	14	0	9	0	23	2.6
Holley, Joshua	11	0	0	0	0	20	20	1.8
Gardiner, Desmond	6	0	0	0	0	17	17	2.8
Moore, Skyler	9	0	17	0	0	0	17	1.9
Raheem Cardwell	12	0	0	0	0	15	15	1.2
Grant, Adrien	7	0	0	0	0	13	13	1.9
Hartaway, Keith	9	0	8	0	0	0	8	0.9
Lasalle, Keylon	9	0	5	0	0	0	5	0.6
Curry, Josh	5	-2	4	0	1	0	3	0.6
Obi, Chuck	12	0	0	0	0	1	1	0.1
Team	8	-2	0	0	0	0	-2	-0.2
Rousseau, Christian	3	-5	0	0	0	0	-5	-1.7
Total.....	12	2600	3623	196	821	150	7390	615.8
Opponents.....	12	2408	3466	262	1105	101	7342	611.8

Prairie View A&M Panther Football

Prairie View A&M Overall Defensive Statistics (as of Aug 30, 2014)

All games

DEFENSIVE LEADERS	GP	-----Tackles-----			TFL/Yds	-Sacks-	---Pass Def---			-Fumbles-	Blkd		
		Solo	Ast	Total			No-Yds	Int-Yds	BrUp		QBH	Rcv-Yds	FF
11 Raheem Cardwell	12	55	49	104	8.0-32	2.5-16	1-15	.	.	1-0	1	.	.
40 Howard, Jerome	12	41	50	91	19.5-71	3.5-15	1-23	4	2	1-0	2	.	.
55 Obi, Chuck	12	23	56	79	4.5-10	.	2-1	3	2	2-18	1	.	.
24 Brown II, Foster	12	36	18	54	3.0-7	.	1-37	5	.	.	1	.	.
34 Holley, Joshua	11	30	24	54	3.0-12	1.0-6	1-20	5	.	1-0	.	.	.
15 Bryant, Jamespaul	12	24	26	50	5.5-23	2.5-16	.	3	2	2-64	.	.	.
31 Jackson, Robert	12	31	19	50	0.5-1	0.5-1	1-0	2	.	.	1	.	.
39 Maxwell II, Kenneth	6	23	15	38	1.5-6	.	1-0	2	.	.	1	.	.
90 Porotesano, Liki	12	11	24	35	5.5-21	1.5-14	.	.	6	.	.	.	.
97 Daniels, Michael	11	11	23	34	3.5-10	1.0-5	.	.	1	.	1	.	.
20 Metcalf, David	9	17	14	31	1.5-2	.	2-24	3	.	1-0	1	.	.
10 Smith, Amir	11	8	22	30	6.0-41	2.0-17	.	2	2	.	2	.	.
22 Gardiner, Desmond	6	19	10	29	2.0-12	1.0-6	1-17	2	.	.	.	.	.
29 Johnson, Deitrich	8	8	14	22	.	.	.	1	.	.	.	.	.
98 Patterson-Ramsey, Da	10	3	18	21	2.0-14	1.5-14	.	.	2	.	.	.	.
92 Newton, Brock	9	8	10	18	2.5-12	1.0-8	.	.	2	.	1	.	.
53 Brownell, Danny	7	7	9	16	2.0-1	.	.	.	.	.	.	.	.
99 Williamson, Meshak	12	5	11	16	2.0-3	2.0-1	.	.	.	2-0	.	.	.
50 Dennis, Josh	8	9	7	16	1.5-8	0.5-7	.	.	.	.	.	.	.
48 Mordi, Ekene	9	9	6	15	1.5-10	1.0-10	.	.	.	.	2	.	.
47 Castillo, Levon	12	10	5	15	.	.	.	.	.	.	.	2	.
30 Alston, Korey	7	5	9	14	0.5-0	.	.	.	2	.	1	1	.
5 Mitchell-Aja, Malcol	5	6	7	13	2.0-12	0.5-7	.	1	.	.	.	.	.
23 Grant, Adrien	7	8	5	13	.	.	1-13	.	.	.	.	.	.
60 Arredondo, JR	2	5	4	9	1.0-9	1.0-9	.	1	2	.	.	.	.
41 Lambert, Kurt	4	3	4	7	1.0-2	.	.	.	.	.	.	.	.
42 Hartaway, Keith	9	3	3	6	.	.	.	.	.	.	.	.	.
86 Moore, Skyler	9	4	1	5	.	.	.	.	.	.	.	.	.
25 Meighan, Stephan	5	2	2	4	.	.	.	.	.	.	.	1	.
32 Lasalle, Keylon	9	4	.	4	.	.	.	.	.	.	.	.	.
52 Lancelin, Delas	5	2	1	3	.	.	.	.	.	.	.	.	.
1 Cooper, Deandre	12	2	.	2	.	.	.	.	.	.	.	.	.
65 Townsend, Archiel	3	1	1	2	.	.	.	.	.	.	.	.	.
49 Curry, Josh	5	2	.	2	.	.	.	.	.	.	.	.	.
12 Cottingham, Michael	12	1	1	2	.	.	.	.	.	.	.	.	.
TM Team	8	1	1	2	.	.	.	.	.	1-0	.	.	2
33 McCord, Allen	5	.	1	1	.	.	.	.	.	.	.	.	.
75 Rhynes, Charles	3	1	.	1	.	.	.	.	.	.	.	.	.
45 Sable, Joe	4	1	.	1	.	.	.	.	.	.	.	.	.
57 Hamilton, Jeron	2	.	1	1	.	.	.	.	.	.	.	.	.
91 Nduka, Chima	1	1	.	1	.	.	.	.	.	.	.	.	.
16 Thibodeaux, Jaly	1	1	.	1	.	.	.	.	.	.	.	.	.
54 Medina, Brandon	2	1	.	1	.	.	.	.	.	.	.	.	.
26 Pitre, Nick	7	.	1	1	.	.	.	.	.	.	.	1	.
82 Jatzlau, Travis	12	1	.	1	.	.	.	.	.	.	.	.	.
8 Lovelocke, Jerry	12	1	.	1	.	.	.	.	.	.	.	.	.
17 Barrick, Christopher	12	1	.	1	.	.	.	.	.	.	.	.	.
21 Brown, Courtney	12	.	1	1	.	.	.	.	.	.	.	.	.
3 Hebert, Johnta'	12	.	1	1	.	.	.	.	.	.	.	.	.
38 Reed, Tevin	2	.	.	.	.	.	.	.	.	1-0	.	.	.
85 Primes, Robert	5	.	.	.	.	.	.	1	.	.	.	.	.
Total.....	12	445	474	919	80-319	24-162	12-150	35	23	12-82	15	5	2
Opponents.....	12	539	555	1094	66-218	19-109	13-101	36	10	8-40	11	2	.

**Prairie View A&M Panther Football**

**Prairie View A&M Combined Team Statistics (as of Aug 30, 2014)**

**All games**

<b>RECORD:</b>	<b>OVERALL</b>	<b>HOME</b>	<b>AWAY</b>	<b>NEUTRAL</b>
<b>ALL GAMES.....</b>	<b>(6-6-0)</b>	<b>(3-1-0)</b>	<b>(2-4-0)</b>	<b>(1-1-0)</b>
<b>CONFERENCE.....</b>	<b>(5-4-0)</b>	<b>(3-0-0)</b>	<b>(1-3-0)</b>	<b>(1-1-0)</b>
<b>NON-CONFERENCE.....</b>	<b>(1-2-0)</b>	<b>(0-1-0)</b>	<b>(1-1-0)</b>	<b>(0-0-0)</b>

DATE	OPPONENT	W/L	SCORE	ATTEND
*Aug 31, 2013	at Texas Southern Tiger	W	37-13	18361
Sep 07, 2013	at Texas State	L	3-28	20136
*Sep 14, 2013	at Southern U.	LOT	59-62	14586
*Sep 21, 2013	ALABAMA A&M	W	28-26	4712
Sep 28, 2013	at Stephen F. Austin	W	56-48	12329
*Oct 05, 2013	vs Grambling State	W	31-3	27745
*Oct 12, 2013	at Alabama State	LOT	42-48	11825
*Oct 19, 2013	MISSISSIPPI VALLEY	W	51-14	12000
*Oct 26, 2013	vs Jackson State	L	38-51	5116
*Nov 07, 2013	at Alcorn State	L	35-50	4517
Nov 16, 2013	ABILENE CHRISTIAN	L	45-65	3156
*Nov 23, 2013	ARKANSAS-PINE BLUFF	W	43-23	1658

\* denotes conference game

TEAM STATISTICS	PVAM	OPP
FIRST DOWNS.....	320	281
Rushing.....	142	118
Passing.....	160	149
Penalty.....	18	14
RUSHING YARDAGE.....	2600	2408
Yards gained rushing...	2815	2814
Yards lost rushing....	215	406
Rushing Attempts.....	505	463
Average Per Rush.....	5.1	5.2
Average Per Game.....	216.7	200.7
TDs Rushing.....	31	30
PASSING YARDAGE.....	3623	3466
Att-Comp-Int.....	518-343-13	452-254-12
Average Per Pass.....	7.0	7.7
Average Per Catch.....	10.6	13.6
Average Per Game.....	301.9	288.8
TDs Passing.....	31	26
TOTAL OFFENSE.....	6223	5874
Total Plays.....	1023	915
Average Per Play.....	6.1	6.4
Average Per Game.....	518.6	489.5
KICK RETURNS: #-YARDS....	52-821	51-1105
PUNT RETURNS: #-YARDS....	20-196	16-262
INT RETURNS: #-YARDS....	12-150	13-101
FUMBLES-LOST.....	15-8	22-12
PENALTIES-YARDS.....	111-977	91-730
PUNTS-AVG.....	62-41.1	67-38.3
TIME OF POSSESSION/GAME..	29:21	30:24
3RD-DOWN CONVERSIONS....	95/196	76/186
4TH-DOWN CONVERSIONS....	13/22	11/22

RUSHING	GP-GS	Att	Gain	Loss	Net	Avg	TD	Long	Avg/G
Brown, Courtney	12-1	179	1096	57	1039	5.8	10	49	86.6
Hebert, Johnnta'	12-11	156	913	9	904	5.8	5	45	75.3
Lovelocke, Jerry	12-10	75	354	70	284	3.8	9	17	23.7
Smiley, D.	9-1	49	235	67	168	3.4	5	37	18.7
Castillo, Levon	12-0	21	117	0	117	5.6	2	31	9.8
Anderson, Fred	4-0	11	77	0	77	7.0	0	14	19.2
Dunlap, Gabe	7-5	4	21	3	18	4.5	0	12	2.6
Gant, Patrick	12-5	1	2	0	2	2.0	0	2	0.2
Curry, Josh	5-2	1	0	2	-2	-2.0	0	0	-0.4
Team	8-0	7	0	2	-2	-0.3	0	0	-0.2
Rousseau, C.	3-0	1	0	5	-5	-5.0	0	0	-1.7
Total.....	12	505	2815	215	2600	5.1	31	49	216.7
Opponents.....	12	463	2814	406	2408	5.2	30	80	200.7

PASSING	GP-GS	Effic	Comp-Att-Int	Pct	Yds	TD	Lng	Avg/G
Lovelocke, Jerry	12-10	135.31	284-427-9	66.5	2808	23	73	234.0
Smiley, D.	9-1	165.27	57-88-3	64.8	810	8	93	90.0
Dunlap, Gabe	7-5	-50.00	1-2-1	50.0	0	0	0	0.0
Rousseau, C.	3-0	142.00	1-1-0	100.0	5	0	5	1.7
Total.....	12	139.70	343-518-13	66.2	3623	31	93	301.9
Opponents.....	12	134.28	254-452-12	56.2	3466	26	80	288.8

INTERCEPTIONS	No.	Yds	Avg	TD	Long
Metcalfe, David	2	24	12.0	0	24
Obi, Chuck	2	1	0.5	0	1
Jackson, Robert	1	0	0.0	0	0
Maxwell, K.	1	0	0.0	0	0
Howard, Jerome	1	23	23.0	1	23
Grant, Adrien	1	13	13.0	0	13
Brown II, F.	1	37	37.0	0	37
Cardwell, R.	1	15	15.0	0	15
Gardiner, D.	1	17	17.0	0	17
Holley, Joshua	1	20	20.0	0	20
Total.....	12	150	12.5	1	37
Opponents.....	13	101	7.8	1	34

RECEIVING	GP-GS	No.	Yds	Avg	TD	Long	Avg/G
Cooper, Deandre	12-11	80	1033	12.9	12	93	86.1
Brown, Courtney	12-1	52	505	9.7	4	64	42.1
Anderson, J.	12-8	47	566	12.0	2	47	47.2
Hebert, Johnnta'	12-11	39	255	6.5	0	53	21.2
Gant, Patrick	12-5	38	356	9.4	3	73	29.7
Dunlap, Gabe	7-5	37	296	8.0	3	36	42.3
Thurmond, Greg	11-11	21	235	11.2	3	29	21.4
Pitre, Nick	7-0	11	156	14.2	2	29	22.3
Primes, Robert	5-0	5	51	10.2	0	14	10.2
Anderson, Fred	4-0	3	36	12.0	0	21	9.0
Idowu, Olatunde	6-0	2	78	39.0	1	40	13.0
Moore, Skyler	9-0	2	17	8.5	0	9	1.9
Lasalle, Keylon	9-0	2	5	2.5	0	7	0.6
Barreda, Walter	9-0	1	14	14.0	1	14	1.6
Hartaway, Keith	9-0	1	8	8.0	0	8	0.9
Castillo, Levon	12-0	1	8	8.0	0	8	0.7
Curry, Josh	5-2	1	4	4.0	0	4	0.8
Total.....	12	343	3623	10.6	31	93	301.9
Opponents.....	12	254	3466	13.6	26	80	288.8

PUNTING	No.	Yds	Avg	Long	TB	FC	I20	Blkd
Jatzlau, Travis	62	2547	41.1	58	7	15	13	0
Total.....	62	2547	41.1	58	7	15	13	0
Opponents.....	67	2563	38.3	66	8	5	18	3

PUNT RETURNS	No.	Yds	Avg	TD	Long
Dunlap, Gabe	9	106	11.8	0	34
Wiltz, Anthony	8	82	10.2	0	34
Gant, Patrick	2	-18	-9.0	0	7
Castillo, Levon	1	26	26.0	0	0
Total.....	20	196	9.8	0	34
Opponents.....	16	262	16.4	0	39

FIELD GOALS	FGM-FGA	Pct	01-19	20-29	30-39	40-49	50-99	Lg	Blk
Barrick, C.	6-15	40.0	0-0	4-5	1-7	1-1	0-2	47	2

KICK RETURNS	No.	Yds	Avg	TD	Long
Hebert, Johnnta'	39	746	19.1	0	63
Brown, Courtney	6	59	9.8	0	17
Barreda, Walter	3	9	3.0	0	6
Curry, Josh	2	1	0.5	0	1
Cooper, Deandre	1	6	6.0	0	6
McCord, Allen	1	0	0.0	0	0
Total.....	52	821	15.8	0	63
Opponents.....	51	1105	21.7	0	75

SCORING	TD	FGs	Kick	Rush	Rcv	Pass	DXP	Saf	Points
Brown, Courtney	14	0-0	0-0	0-0	0	0-0	0	0	84
Barrick, C.	0	6-15	61-62	0-0	0	0-0	0	0	79
Cooper, Deandre	12	0-0	0-0	0-0	0	0-0	0	0	72
Lovelocke, Jerry	9	0-0	0-0	0-0	0	0-0	0	0	54
Smiley, D.	5	0-0	0-0	0-0	0	0-0	0	0	30
Hebert, Johnnta'	5	0-0	0-0	0-0	0	0-0	0	0	30

ALL PURPOSE	G	Rush	Rec	PR	KOR	IR	Tot	Avg/G
-------------	---	------	-----	----	-----	----	-----	-------

Prairie View A&M Panther Football  
 Prairie View A&M Game Superlatives (as of Aug 30, 2014)  
 All games

INDIVIDUAL GAME HIGHS

Rushes.....	35	Hebert, Johnta' vs Arkansas-Pine Bluff (Nov 23, 2013)
Yards Rushing.....	250	Hebert, Johnta' vs Arkansas-Pine Bluff (Nov 23, 2013)
TD Rushes.....	3	Hebert, Johnta' at Southern U. (Sep 14, 2013) Brown, Courtney at Southern U. (Sep 14, 2013) Lovelocke, Jerry at Stephen F. Austin (Sep 28, 2013) Lovelocke, Jerry vs Arkansas-Pine Bluff (Nov 23, 2013)
Long Rush.....	49	Brown, Courtney vs Alabama A&M (Sep 21, 2013)
Pass attempts.....	62	Lovelocke, Jerry at Alabama State (Oct 12, 2013)
Pass completions....	42	Lovelocke, Jerry at Alabama State (Oct 12, 2013)
Yards Passing.....	533	Lovelocke, Jerry at Alabama State (Oct 12, 2013)
TD Passes.....	5	Lovelocke, Jerry vs Abilene Christian (Nov 16, 2013)
Long Pass.....	93	Smiley, De'Auntre vs Jackson State (Oct 26, 2013)
Receptions.....	11	Anderson, Jacoby at Alabama State (Oct 12, 2013)
Yards Receiving.....	152	Anderson, Jacoby at Alabama State (Oct 12, 2013)
TD Receptions.....	3	Cooper, Deandre vs Mississippi Valley (Oct 19, 2013) Cooper, Deandre at Alcorn State (Nov 07, 2013)
Long Reception.....	93	Cooper, Deandre vs Jackson State (Oct 26, 2013)
Field Goals.....	1	Barrick, Christopher at Texas Southern Tiger (Aug 31, 2013) Barrick, Christopher at Texas State (Sep 07, 2013) Barrick, Christopher at Southern U. (Sep 14, 2013) Barrick, Christopher vs Grambling State (Oct 05, 2013) Barrick, Christopher vs Jackson State (Oct 26, 2013) Barrick, Christopher vs Abilene Christian (Nov 16, 2013)
Long Field Goal.....	47	Barrick, Christopher at Texas State (Sep 07, 2013)
Punts.....	9	Jatzlau, Travis at Stephen F. Austin (Sep 28, 2013)
Punting Avg.....	47.8	Jatzlau, Travis vs Jackson State (Oct 26, 2013)
Long Punt.....	58	Jatzlau, Travis at Southern U. (Sep 14, 2013) Jatzlau, Travis vs Jackson State (Oct 26, 2013)
Long Punt Return....	34	Dunlap, Gabe at Texas Southern Tiger (Aug 31, 2013) Wiltz, Anthony vs Mississippi Valley (Oct 19, 2013)
Long Kickoff Return.	63	Hebert, Johnta' at Stephen F. Austin (Sep 28, 2013)
Tackles.....	17	Raheem Cardwell at Southern U. (Sep 14, 2013)
Sacks.....	1.5	Howard, Jerome at Texas State (Sep 07, 2013)
Tackles For Loss....	3.5	Howard, Jerome at Alcorn State (Nov 07, 2013)
Interceptions.....	1	Metcalf, David at Texas Southern Tiger (Aug 31, 2013) Grant, Adrien at Texas Southern Tiger (Aug 31, 2013) Metcalf, David vs Alabama A&M (Sep 21, 2013) Gardiner, Desmond vs Alabama A&M (Sep 21, 2013) Raheem Cardwell at Stephen F. Austin (Sep 28, 2013) Brown II, Foster vs Grambling State (Oct 05, 2013) Jackson, Robert vs Grambling State (Oct 05, 2013) Obi, Chuck at Alabama State (Oct 12, 2013) Howard, Jerome vs Mississippi Valley (Oct 19, 2013) Maxwell II, Kenneth vs Jackson State (Oct 26, 2013) Holley, Joshua at Alcorn State (Nov 07, 2013) Obi, Chuck at Alcorn State (Nov 07, 2013)

Prairie View A&M Panther Football  
 Prairie View A&M Game Superlatives (as of Aug 30, 2014)  
 All games

TEAM GAME HIGHS

Rushes.....	70	vs Arkansas-Pine Bluff (Nov 23, 2013)
Yards Rushing.....	463	vs Arkansas-Pine Bluff (Nov 23, 2013)
Yards Per Rush.....	6.7	vs Abilene Christian (Nov 16, 2013)
TD Rushes.....	7	at Southern U. (Sep 14, 2013)
Pass attempts.....	62	at Alabama State (Oct 12, 2013)
Pass completions....	42	at Alabama State (Oct 12, 2013)
Yards Passing.....	533	at Alabama State (Oct 12, 2013)
Yards Per Pass.....	10.2	vs Jackson State (Oct 26, 2013)
TD Passes.....	5	vs Abilene Christian (Nov 16, 2013)
Total Plays.....	109	at Alabama State (Oct 12, 2013)
Total Offense.....	772	at Southern U. (Sep 14, 2013)
Yards Per Play.....	7.8	vs Jackson State (Oct 26, 2013)
Points.....	59	at Southern U. (Sep 14, 2013)
Sacks By.....	4	at Texas Southern Tiger (Aug 31, 2013)
		at Texas State (Sep 07, 2013)
		at Southern U. (Sep 14, 2013)
First Downs.....	35	at Southern U. (Sep 14, 2013)
Penalties.....	15	at Southern U. (Sep 14, 2013)
		vs Arkansas-Pine Bluff (Nov 23, 2013)
Penalty Yards.....	157	vs Arkansas-Pine Bluff (Nov 23, 2013)
Turnovers.....	5	at Alcorn State (Nov 07, 2013)
Interceptions By....	2	at Texas Southern Tiger (Aug 31, 2013)
		vs Alabama A&M (Sep 21, 2013)
		vs Grambling State (Oct 05, 2013)
		at Alcorn State (Nov 07, 2013)

Prairie View A&M Panther Football  
 Prairie View A&M Game Superlatives (as of Aug 30, 2014)  
 All games

OPPONENT INDIVIDUAL GAME HIGHS

Rushes.....	26	Walker, A., at Alcorn State (Nov 07, 2013)
Yards Rushing.....	241	Cyrus, Malcolm, at Alabama State (Oct 12, 2013)
TD Rushes.....	4	West, Charcan, vs Abilene Christian (Nov 16, 2013)
Long Rush.....	80	Cyrus, Malcolm, at Alabama State (Oct 12, 2013)
Pass attempts.....	66	Attaway, Brady, at Stephen F. Austin (Sep 28, 2013)
Pass completions....	44	Attaway, Brady, at Stephen F. Austin (Sep 28, 2013)
Yards Passing.....	662	Attaway, Brady, at Stephen F. Austin (Sep 28, 2013)
TD Passes.....	6	Joseph, D., at Southern U. (Sep 14, 2013)
Long Pass.....	80	Attaway, Brady, at Stephen F. Austin (Sep 28, 2013)
Receptions.....	10	Boyd, Tyler, at Stephen F. Austin (Sep 28, 2013) Thomas, Aaron, at Stephen F. Austin (Sep 28, 2013) Rogers, C., vs Grambling State (Oct 05, 2013)
Yards Receiving.....	242	Thomas, Aaron, at Stephen F. Austin (Sep 28, 2013)
TD Receptions.....	3	Doss, L., at Southern U. (Sep 14, 2013) PENDLETON, Zach, vs Jackson State (Oct 26, 2013)
Long Reception.....	80	Ward, DJ, at Stephen F. Austin (Sep 28, 2013)
Field Goals.....	3	Strickland, vs Arkansas-Pine Bluff (Nov 23, 2013)
Long Field Goal.....	34	Medina, Eric, at Texas Southern Tiger (Aug 31, 2013) Strickland, vs Arkansas-Pine Bluff (Nov 23, 2013)
Punts.....	10	Galon, C., vs Mississippi Valley (Oct 19, 2013)
Punting Avg.....	58.0	Johnson, Will, at Texas State (Sep 07, 2013)
Long Punt.....	66	Galon, C., vs Mississippi Valley (Oct 19, 2013)
Long Punt Return....	39	Brooks, Mike, at Stephen F. Austin (Sep 28, 2013) BROWN, Canard, vs Jackson State (Oct 26, 2013)
Long Kickoff Return.	75	Price, J., at Alcorn State (Nov 07, 2013)
Tackles.....	20	Burton, Jordan, at Stephen F. Austin (Sep 28, 2013)
Sacks.....	1.5	Orakpo, Michael, at Texas State (Sep 07, 2013) Baker, Leland, at Alabama State (Oct 12, 2013) JONES, Javancy, vs Jackson State (Oct 26, 2013) SMITH, Robert, vs Jackson State (Oct 26, 2013)
Tackles For Loss....	4.5	MCCREE, Ariane, vs Jackson State (Oct 26, 2013)
Interceptions.....	2	Barnett, Lawren, vs Alabama A&M (Sep 21, 2013) Francois, D., at Alcorn State (Nov 07, 2013)

Prairie View A&M Panther Football  
Prairie View A&M Game Superlatives (as of Aug 30, 2014)  
All games

OPPONENT TEAM GAME HIGHS

Rushes.....	49	at Alcorn State (Nov 07, 2013)
Yards Rushing.....	346	at Alabama State (Oct 12, 2013)
Yards Per Rush.....	7.7	at Alabama State (Oct 12, 2013)
TD Rushes.....	5	vs Abilene Christian (Nov 16, 2013)
Pass attempts.....	66	at Stephen F. Austin (Sep 28, 2013)
Pass completions....	44	at Stephen F. Austin (Sep 28, 2013)
Yards Passing.....	662	at Stephen F. Austin (Sep 28, 2013)
Yards Per Pass.....	11.5	vs Abilene Christian (Nov 16, 2013)
TD Passes.....	6	at Southern U. (Sep 14, 2013)
Total Plays.....	92	at Alcorn State (Nov 07, 2013)
Total Offense.....	827	at Stephen F. Austin (Sep 28, 2013)
Yards Per Play.....	9.5	vs Abilene Christian (Nov 16, 2013)
Points.....	65	vs Abilene Christian (Nov 16, 2013)
Sacks By.....	6	vs Jackson State (Oct 26, 2013)
First Downs.....	34	at Alabama State (Oct 12, 2013)
Penalties.....	12	at Alabama State (Oct 12, 2013)
Penalty Yards.....	95	at Alabama State (Oct 12, 2013)
Turnovers.....	5	at Stephen F. Austin (Sep 28, 2013)
Interceptions By....	5	at Alcorn State (Nov 07, 2013)

**Prairie View A&M Panther Football**  
**Prairie View A&M Red-Zone Results (as of Aug 30, 2014)**  
**All games**

Prairie View A&M Inside Opponent Red-Zone

Date	Opponent	Score	Times	Times	Total	Rush	Pass	FGs	---- Failed to score inside RZ ----						
			In RZ	Scored	Pts				TDs	TDs	TDs	Made	FGA	Downs	Int
*Aug 31	at Texas Southern Tiger	W 37-13	7	6	37	5	4	1	1	1	0	0	0	0	0
Sep 07	at Texas State.....	L 3-28	3	0	0	0	0	0	0	1	1	0	1	0	0
*Sep 14	at Southern U.....	L 59-62	7	6	42	6	5	1	0	1	0	0	0	0	0
*Sep 21	Alabama A&M.....	W 28-26	2	2	14	2	1	1	0	0	0	0	0	0	0
Sep 28	at Stephen F. Austin...	W 56-48	6	6	42	6	3	3	0	0	0	0	0	0	0
*Oct 05	vs Grambling State.....	W 31-3	5	4	24	3	1	2	1	0	1	0	0	0	0
*Oct 12	at Alabama State.....	L 42-48	6	4	28	4	1	3	0	2	0	0	0	0	0
*Oct 19	Mississippi Valley.....	W 51-14	6	5	35	5	2	3	0	0	0	0	1	0	0
*Oct 26	vs Jackson State.....	L 38-51	3	2	10	1	1	0	1	0	1	0	0	0	0
*Nov 07	at Alcorn State.....	L 35-50	3	3	21	3	2	1	0	0	0	0	0	0	0
Nov 16	Abilene Christian.....	L 45-65	7	6	38	5	0	5	1	1	0	0	0	0	0
*Nov 23	Arkansas-Pine Bluff....	W 43-23	8	6	41	6	5	1	0	1	0	1	0	0	0
<b>Totals</b>			<b>63</b>	<b>50</b>	<b>332</b>	<b>46</b>	<b>25</b>	<b>21</b>	<b>4</b>	<b>7</b>	<b>3</b>	<b>1</b>	<b>2</b>	<b>0</b>	<b>0</b>
50 of 63 (79.4%)															

Opponents Inside Prairie View A&M Red-Zone

Date	Opponent	Score	Times	Times	Total	Rush	Pass	FGs	---- Failed to score inside RZ ----						
			In RZ	Scored	Pts				TDs	TDs	TDs	Made	FGA	Downs	Int
*Aug 31	at Texas Southern Tiger	W 37-13	3	2	6	0	0	0	2	0	0	1	0	0	0
Sep 07	at Texas State.....	L 3-28	3	3	21	3	3	0	0	0	0	0	0	0	0
*Sep 14	at Southern U.....	L 59-62	6	6	42	6	2	4	0	0	0	0	0	0	0
*Sep 21	Alabama A&M.....	W 28-26	3	3	20	3	1	2	0	0	0	0	0	0	0
Sep 28	at Stephen F. Austin...	W 56-48	8	5	27	3	2	1	2	0	2	0	1	0	0
*Oct 05	vs Grambling State.....	W 31-3	2	1	3	0	0	0	1	1	0	0	0	0	0
*Oct 12	at Alabama State.....	L 42-48	4	3	20	3	2	1	0	0	0	0	1	0	0
*Oct 19	Mississippi Valley.....	W 51-14	2	2	14	2	2	0	0	0	0	0	0	0	0
*Oct 26	vs Jackson State.....	L 38-51	4	4	23	3	3	0	1	0	0	0	0	0	0
*Nov 07	at Alcorn State.....	L 35-50	9	6	36	5	4	1	1	0	1	2	0	0	0
Nov 16	Abilene Christian.....	L 45-65	8	8	52	7	3	4	1	0	0	0	0	0	0
*Nov 23	Arkansas-Pine Bluff....	W 43-23	4	4	16	1	1	0	3	0	0	0	0	0	0
<b>Totals</b>			<b>56</b>	<b>47</b>	<b>280</b>	<b>36</b>	<b>23</b>	<b>13</b>	<b>11</b>	<b>1</b>	<b>3</b>	<b>3</b>	<b>2</b>	<b>0</b>	<b>0</b>
47 of 56 (83.9%)															

**Box Score (Final)**

**Prairie View A&M vs Texas Southern Tiger (Aug 31, 2013 at Houston,TX)**

<b>Score by Quarters</b>	<b>1</b>	<b>2</b>	<b>3</b>	<b>4</b>	<b>Score</b>	
-----	---	---	---	---	-----	
<b>Prairie View A&amp;M...</b>	<b>13</b>	<b>7</b>	<b>7</b>	<b>10</b>	<b>- 37</b>	<b>Record: (1-0,1-0)</b>
<b>Texas Southern Tiger</b>	<b>10</b>	<b>3</b>	<b>0</b>	<b>0</b>	<b>- 13</b>	<b>Record: (0-1,0-1)</b>

**Scoring Summary:**

1st 12:20 PVAM - Hebert, Johnta' 2 yd run (Smith, Amir rush failed), 11-80 2:40, PVAM 6 - TXSOFB 0  
 10:21 TXSOFB - Shipman, Dedric 30 yd pass from Causey, Homer (Medina, Eric kick), 4-47 1:50, PVAM 6 - TXSOFB 7  
 07:13 PVAM - Smiley, De'Auntre 2 yd run (Barrick, Christopher kick), 11-65 3:08, PVAM 13 - TXSOFB 7  
 03:42 TXSOFB - Medina, Eric 18 yd field goal, 4-9 1:56, PVAM 13 - TXSOFB 10  
 2nd 08:50 TXSOFB - Medina, Eric 34 yd field goal, 12-62 5:33, PVAM 13 - TXSOFB 13  
 00:54 PVAM - Brown, Courtney 4 yd run (Barrick, Christopher kick), 5-35 0:44, PVAM 20 - TXSOFB 13  
 3rd 10:39 PVAM - Thurmond, Greg 29 yd pass from Lovelocke, Jerry (Barrick, Christopher kick), 7-45 2:15, PVAM 27 - TXSOFB 13  
 4th 08:50 PVAM - Barrick, Christopher 37 yd field goal, 8-45 3:06, PVAM 30 - TXSOFB 13  
 03:50 PVAM - Brown, Courtney 8 yd run (Barrick, Christopher kick), 6-44 3:12, PVAM 37 - TXSOFB 13

	<b>PVAM</b>	<b>TXSOFB</b>
<b>FIRST DOWNS</b> .....	<b>28</b>	<b>15</b>
<b>RUSHES-YARDS (NET)</b> .....	<b>35-172</b>	<b>44-153</b>
<b>PASSING YDS (NET)</b> .....	<b>316</b>	<b>107</b>
<b>Passes Att-Comp-Int</b> .....	<b>43-33-0</b>	<b>21-8-2</b>
<b>TOTAL OFFENSE PLAYS-YARDS</b> .....	<b>78-488</b>	<b>65-260</b>
<b>Fumble Returns-Yards</b> .....	<b>0-0</b>	<b>0-0</b>
<b>Punt Returns-Yards</b> .....	<b>5-47</b>	<b>0-0</b>
<b>Kickoff Returns-Yards</b> .....	<b>1-58</b>	<b>5-126</b>
<b>Interception Returns-Yards</b> ....	<b>2-13</b>	<b>0-0</b>
<b>Punts (Number-Avg)</b> .....	<b>4-45.2</b>	<b>7-48.4</b>
<b>Fumbles-Lost</b> .....	<b>2-2</b>	<b>4-2</b>
<b>Penalties-Yards</b> .....	<b>7-91</b>	<b>9-53</b>
<b>Possession Time</b> .....	<b>27:46</b>	<b>32:14</b>
<b>Third-Down Conversions</b> .....	<b>11 of 16</b>	<b>6 of 15</b>
<b>Fourth-Down Conversions</b> .....	<b>0 of 0</b>	<b>0 of 0</b>
<b>Red-Zone Scores-Chances</b> .....	<b>6-7</b>	<b>2-3</b>
<b>Sacks By: Number-Yards</b> .....	<b>4-24</b>	<b>0-0</b>

**RUSHING:** Prairie View A&M-Brown, Courtney 14-98; Hebert, Johnta' 8-40; Lovelocke, Jerry 4-21; Smiley, De'Auntre 5-12; Castillo, Levon 1-1; Team 3-0. Texas Southern Tiger-Porter, Daveonn 15-104; Causey, Homer 15-39; Perkins-Loving, 8-25; Small, Jamal 4-9; Denson,Kendall 1-0; TEAM 1-minus 24.

**PASSING:** Prairie View A&M-Lovelocke, Jerry 30-39-0-283; Smiley, De'Auntre 3-4-0-33. Texas Southern Tiger-Causey, Homer 6-17-2-83; Small, Jamal 1-3-0-15; Porter, Daveonn 1-1-0-9.

**RECEIVING:** Prairie View A&M-Dunlap, Gabe 8-52; Cooper, Deandre 6-36; Brown, Courtney 5-85; Thurmond, Greg 3-49; Gant, Patrick 3-35; Primes, Robert 3-31; Anderson, Jacoby 3-17; Hartaway, Keith 1-8; Hebert, Johnta' 1-3. Texas Southern Tiger-Cross, Malik 4-46; Shipman, Dedric 3-53; Clark, Larry 1-8.

**INTERCEPTIONS:** Prairie View A&M-Grant, Adrien 1-13; Metcalf, David 1-0. Texas Southern Tiger-None.

**FUMBLES:** Prairie View A&M-Gant, Patrick 1-1; Dunlap, Gabe 1-1. Texas Southern Tiger-Causey, Homer 3-2; TEAM 1-0.

**Stadium:** BBVA Compass                      **Attendance:** 18361  
**Kickoff time:** 7:05pm                      **End of Game:** 10:15 pm                      **Total elapsed time:** 3:10

Officials: Referee: Eddie Kelley; Umpire: Durwood Manley; Linesman: Marty Adams;  
Line judge: Harold Mitchell; Back judge: Gregory Newman; Field judge: Jon Baden;  
Side judge: Judson Mitchell; Scorer: Joy Chadwick;  
Temperature: 96            Wind: 5 mph            Weather: Clear & Humid

29th Annual Labor Day Classic